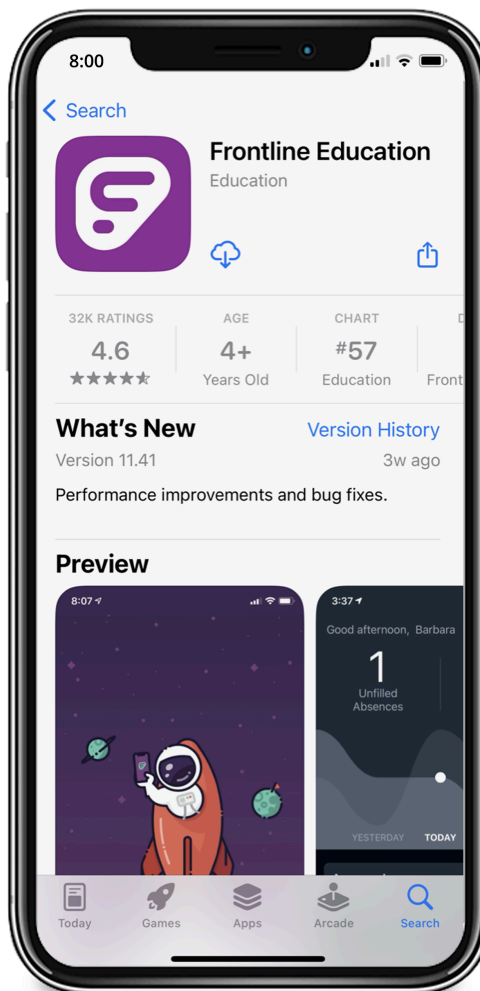
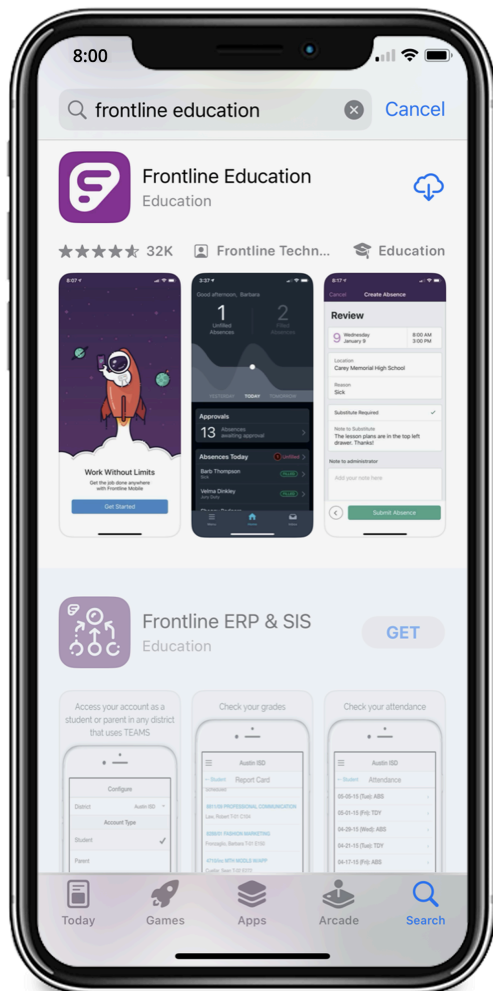


Downloading the Frontline Mobile App

This article explains how to download the free Frontline Education Mobile app. This app provides increased accessibility to absence, time, and other system-related features. You can download and access this app in a few quick steps.

Getting Started

- Access the app store on your mobile device.
- Enter "Frontline Education" in the search bar.
- Press the **Get** or **Install** button and install the app.



 **Note:** You can alternately scan the following Apple/Android QR code for quick access.

Apple Device

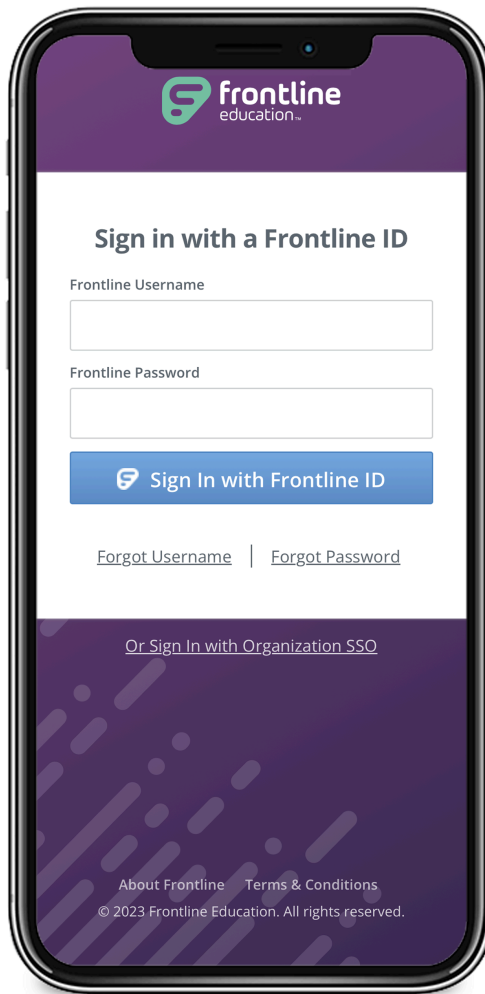


Android Device



Once the download is complete, a welcome page will display.

- Press **Get Started** to proceed.
- The Sign In page then appears.
- Enter your Frontline ID account or use SSO and sign in.



Want to learn more?

Questions and functionality related to the Frontline Mobile app are kept in a separate, dedicated help center, so please reference the [Mobile help site](#) to answer any Frontline Mobile-specific inquiries.