




WE ARE ELKHORN
PUBLIC SCHOOLS.

ANNUAL
REPORT
{2011-2012}



ELKHORN

A NOTE FROM
THE SUPERINTENDENT

Dear Elkhorn Community,

Each year, the Elkhorn Public School District publishes an Annual Report to the community to provide an overview of District finances, updates, and test scores. More importantly, the Annual Report gives us an opportunity to showcase the achievements of our students.

The more than 6,000 students who make up the Elkhorn Public Schools continue to thrive in the classroom and in their community. Elkhorn students' test scores place them among the top in the state and more than 89 percent of our students go on to attend a two or four-year college after graduation.

In November 2012, the Nebraska Department of Education (NDE) released a list of rankings for school districts across Nebraska, the Nebraska Performance Accountability System (NePAS). Elkhorn was ranked Number One in writing out of the state's 249 school districts and was the only school district in the state to place among the top 10 in all four subject areas. *For a more complete list of the NePAS rankings, see the back page of this report.*

We are proud of our students and staff, and know that no ranking or test score can provide a true picture of the amazing work that is done in our classrooms each and every day. I invite you to read this report and find out why I am proud to say... we are Elkhorn.

Sincerely,

STEVE BAKER

Superintendent, Elkhorn Public Schools

WE ARE...
GROWING. ROLE MODELS.
CONFIDENT. THE STORM.
EXCELLING. READERS.
IMPROVING. THE ANTLERS.
LEARNING. DRIVEN.
SCHOLARS. ATHLETES.
INVOLVED. THE FUTURE.
COMMUNITY. MUSICIANS.
LEADERS. SETTING GOALS.
STUDENTS. WRITERS.
PREPARED. RASING THE
BAR. TEACHERS. FAMILIES.
EXPLORING. DETERMINED.
STUDYING. GRADUATES.
MATHEMATICIANS.
RESPONSIBLE. COMMITTED.
BUILDING. ALUMNI.
ELKHORN PUBLIC SCHOOLS.

WE ARE ELKHORN {COMMUNITY}



{OUR COMMUNITY}

Students and families in Elkhorn benefit from a strong sense of community support in and out of their neighborhood schools.

Our schools see high levels of parental involvement, with more than 98 percent of elementary parents attending semester Parent/Teacher conferences. Local business and individuals are also key to the success of our schools with support for the Elkhorn Public Schools Foundation and District programs such as Partners in Education Mentoring.

The Elkhorn community has passed eight major bond issues since 1992 and has supported the opening of seven new schools, with three more under construction, since 2000. Support from our community has been essential to accommodating the rapidly growing student population while maintaining our high standards for student achievement.

{OUR MISSION}

Elkhorn Public Schools unites students, families, educators, and the community to ensure a challenging and enriching academic environment that inspires students to develop the knowledge and skills necessary to become responsible citizens and lifelong learners.

{OUR DISTRICT}

Elkhorn Public Schools (EPS) is a rapidly growing suburban school district located on the west edge of the Omaha Metro area. Our enrollment continues to climb by more than six percent each year, and we continue to add facilities to accommodate our growing student population. The District offers the cultural, educational and retail advantage of the city, while still maintaining the qualities of a smaller community. We pride ourselves on the achievement of our students and the dedication of our staff.

EPS currently maintains 12 school buildings as well as an Early Education Center. In November 2011, Elkhorn voters approved a \$49.1 million bond issue to build two new elementary schools (opening 2013) and a new middle school (opening 2014).

Our students consistently score well above state and national averages on standardized assessments. EPS maintains a culture of continuous improvement and continues to raise the bar for all students.

This Annual Report offers important and detailed information about the curriculum, demographics and assessment data from the Elkhorn Public School District during the 2011-12 school year.



{CELEBRATING A MILESTONE}

ABOVE: The 2012-13 school year marks the 50th year in teaching for Hillrise Elementary fourth grade teacher, Donna Shannon. Shannon began teaching for Elkhorn Public Schools in 1967 and has since taught generations of Elkhorn students. Pictured here, Shannon works the Hillrise Safety Patrol with fifth-grader Jackson Habrock.

{ADDITIONAL INFORMATION}

Additional State Report Card information can be found at the Nebraska Department of Education website www.education.ne.gov.

WE ARE ELKHORN {STUDENTS}

{OUR STUDENTS} The Elkhorn Public School District takes pride in the students it serves. EPS maintains a high graduation rate and most EPS students go on to attend two or four-year colleges or universities. As enrollment continues to climb, Elkhorn students continue to maintain high standards for academics, activities and community involvement.



PARENT-TEACHER CONFERENCE ATTENDANCE

	FALL	SPRING
Elkhorn High School	67.00%	60.50%
Elkhorn South High School	74.00%	70.20%
Elkhorn Middle School	87.67%	78.30%
Elkhorn Ridge Middle School	93.67%	84.67%
Elkhorn Valley View Middle School	81.06%	76.67%
Fire Ridge Elementary	99.40%	99.00%
Hillrise Elementary	100.00%	99.70%
Manchester Elementary	99.40%	98.50%
Skyline Elementary	96.00%	98.00%
Spring Ridge Elementary	98.62%	98.00%
West Dodge Station Elementary	98.00%	98.00%
Westridge Elementary	100.00%	98.00%

11-12 ENROLLMENT

{elementary} Total=3,038	KINDERGARTEN	532
	GRADE 1	526
	GRADE 2	499
	GRADE 3	525
	GRADE 4	484
{middle school} Total=1,320	GRADE 5	472
	GRADE 6	447
	GRADE 7	430
	GRADE 8	443
{high school} Total=1,538	GRADE 9	425
	GRADE 10	369
	GRADE 11	384
	GRADE 12	360
5,896 TOTAL STUDENTS		

97.4%
GRADUATION RATE
{STATE AVERAGE= 87.6%}

96.6%
ATTENDANCE RATE
{STATE AVERAGE= 95.5%}



STUDENT TO TEACHER RATIO

Elementary	20.6:1
Middle School	21.5:1
High School	22.9:1
District Average	21.4:1

STUDENT DEMOGRAPHICS

White	90.93%
Asian	2.75%
Native American	0.36%
Black	1.46%
Hispanic	3.14%



	{ELKHORN}	{STATE AVERAGE}
Poverty	7.41%	43.77%
English Language Learners	0.81%	6.47%
Special Education	10.33%	15.02%
School Mobility/Migrant	4.77%	11.83%

WE ARE ELKHORN {EXPECTATIONS}

{GRADUATION REQUIREMENTS}

In order to graduate from an Elkhorn high school, a student must accumulate 42 credits (210 semester hours) that must include the following:

- 8 Credits of English
- 6 Credits of Social Science
(must include American History and American Government)
- 6 Credits of Mathematics
(Must include Algebra 1)
- 6* Credits of Science *(Must include Biology)*
- 2 Credits of Physical Education
- 1 Credit of Technology
(Career Information Technology Course)
- 14 Credits of Electives

Students planning to attend a four-year college or university after graduation are encouraged to take the recommended ACT CORE CURRICULUM, which includes four years of English; three or more years of Math (with Algebra I, II and geometry as the minimum); three or more years of social science; and at least three years of natural science. **Beginning with the graduating class of 2015, students must complete six hours of science credits.*

{HIGH SCHOOL COURSE OFFERINGS}

Elkhorn High Schools offer a total of 689 instructional units (state minimum is 400) in the subject areas of Language Arts, Social Sciences, Mathematics, Science, Foreign Language, Career/Technical Education, Physical Education/Health and Visual Performing Arts.

{ADVANCED PLACEMENT COURSES}

Elkhorn High Schools offer rigorous, college-level Advanced Placement courses in English Literature and Composition, English Language and Composition, Calculus (AB and BC), Chemistry, Biology, U.S. History, and European History. Students may earn college credit in any of these classes upon successful completion of a National Advanced Placement Exam in May.

NUMBER OF STUDENTS ENROLLED IN AP COURSES

ELKHORN HS		ELKHORN SOUTH HS
73	AP HISTORY <i>(Includes U.S. and European History)</i>	100
33	AP BIOLOGY	32
85	AP ENGLISH <i>(Includes English Literature and Language Classes)</i>	141
7	AP CHEMISTRY	37
52	AP CALCULUS <i>(Includes AB and BC Classes)</i>	69

{INSTRUCTIONAL TIME REPORT}

HIGH SCHOOL

Total Instructional Hours Required	1,080 Hours
Total Instructional Hours Scheduled	1,165.25 Hours
Total Instructional Hours Attended	1,153.65 Hours

73.67 hours or 11.19 days over the minimum requirement

MIDDLE SCHOOL

Total Instructional Hours Required	1,080 Hours
Total Instructional Hours Scheduled	1,165.25 Hours
Total Instructional Hours Attended	1,157.01 Hours

77.01 hours or 11.70 days over the minimum requirement

ELEMENTARY SCHOOL

Total Instructional Hours Required	1,032 Hours
Total Instructional Hours Scheduled	1,111.25 Hours
Total Instructional Hours Attended	1,103.07 Hours

71.07 hours or 11.19 days over the minimum requirement

{STUDENTS GRADUATING WITH 50 OR MORE CREDITS}

2009	39.4%
2010	40.8%
2011	49.0%
2012	50.3%



89.6%
OF 2012
GRADUATES PLAN
TO ATTEND A
TWO OR FOUR-
YEAR COLLEGE OR
UNIVERSITY.

146
2012 GRADUATES
RECEIVED
SCHOLARSHIPS

\$8.7 million
IN SCHOLARSHIP
MONEY WAS
AWARDED TO
ELKHORN STUDENTS
FROM THE CLASS
OF 2012

WE ARE ELKHORN {STATE TESTS}

{NeSA ASSESSMENTS}

Each spring, students in grades three through eight as well as eleventh grade take the Nebraska State Accountability assessments (NeSA) in writing, reading, math and most recently added in 2012, science. Elkhorn students showed high levels of mastery across grade levels and subject areas, scoring well above state averages.

On all NeSA assessments, students fall into one of three categories: Below Standards, Meets Standards or Exceeds Standards. The State is responsible for setting the *cut scores*, which determine how a student must score in order to fall in each of the three categories.

{KEY}

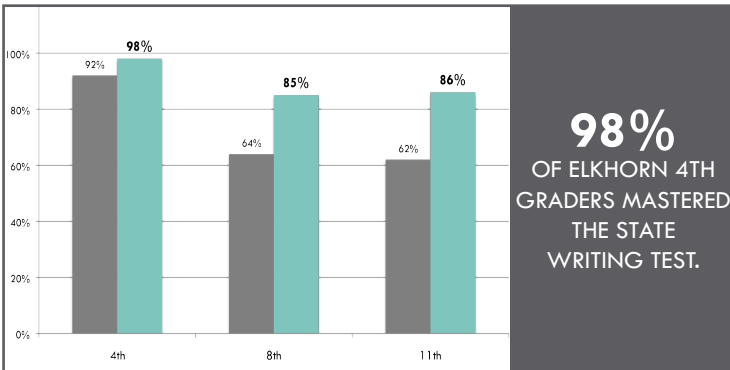
ELKHORN AVERAGE

STATE AVERAGE



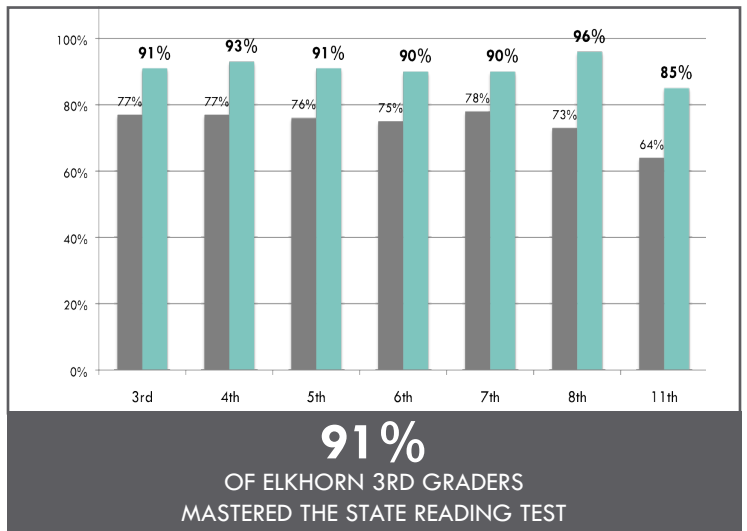
NeSA-WRITING

Since its induction in 2006, Elkhorn students have shown very high levels of mastery on the NeSA-W, with more than 98 percent of students mastering state standards. In 2012, the state revised the NeSA-W to a more rigorous online assessment for grades 8 and 11.



NeSA-READING

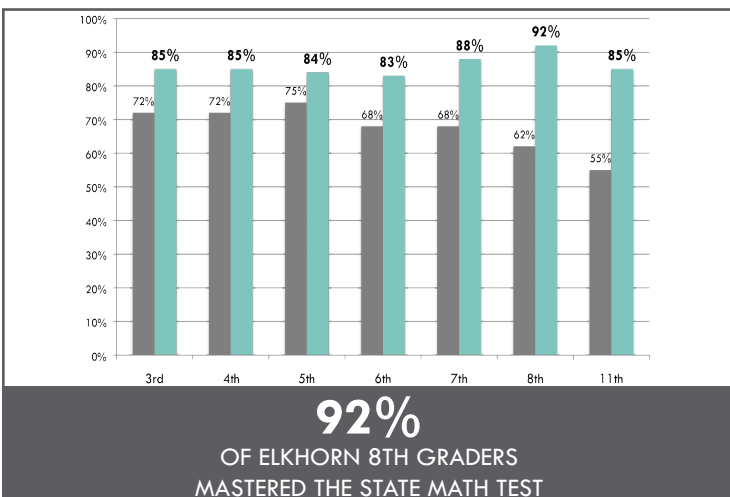
2011-12 marked the third year of the State Reading Assessment, NeSA-R. Elkhorn students again showed high levels of mastery with 85 to 96 percent of students meeting or exceeding the standards. Elementary students made gains at all tested grade levels, with gains ranging from 3 to 7 percent.



NeSA-MATH

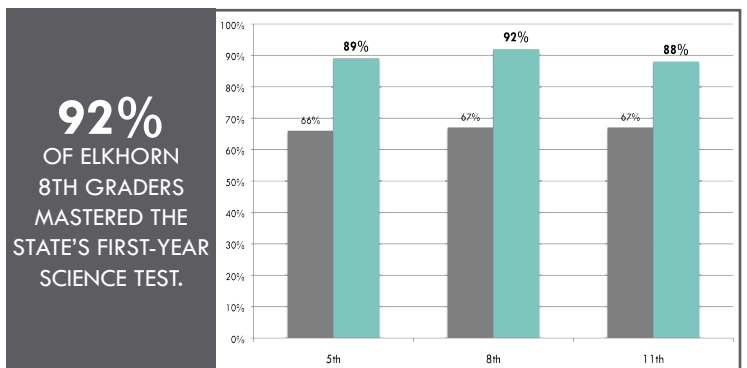
2011-12 marked the second year of the NeSA Math assessment. Elkhorn students maintained high levels of mastery especially at the higher grade levels.

Elkhorn's two high school were again among the top in the state for levels of mastery on the NeSA-M assessment. Eighty-five percent of Elkhorn eleventh graders mastered the test compared to an average of 56 percent statewide.



NeSA-SCIENCE

In 2012, the State launched the NeSA Science test for students in grades 5, 8 and 11. Elkhorn students were among the top in the metro area in level of mastery. Notably, 92 percent of Elkhorn 8th graders mastered the assessment compared to the state average of 67 percent.



WE ARE ELKHORN {NATIONAL TESTS}

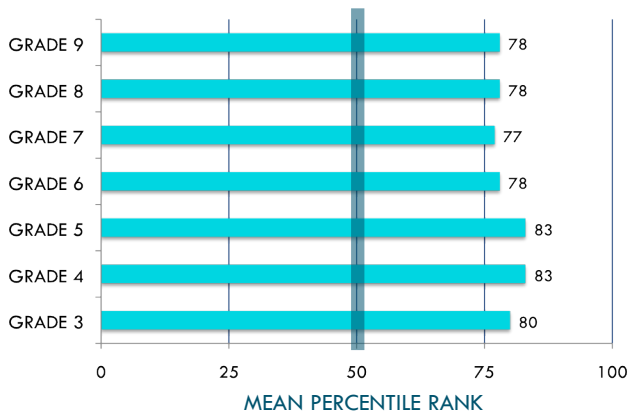
{STANFORD TEN}

Elkhorn Students in grades three through nine took the Stanford Ten (SAT 10) Achievement test in April. The comprehensive standardized achievement test allows parents and teachers to measure student progress against a nationally representative sample of students at the same grade level.

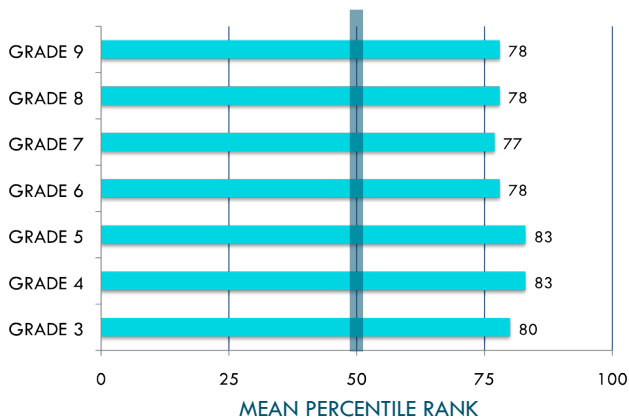
Stanford Ten information is shared with parents and also used by teachers to identify curriculum strengths and weaknesses. Results in the following graphs indicate the percent of students in the national norm group who scored lower than Elkhorn students. For example, a percentile rank of 84 indicates that Elkhorn students, as a group, scored higher than 84 percent of their peers in the national sample. Elkhorn students consistently score well above the 50th percentile national average.

AS A GROUP, ELKHORN STUDENTS OUTSCORED
77 TO 89 PERCENT
 OF THEIR PEERS ON THE SAT 10 MATH AND READING TESTS

SAT 10 MATH



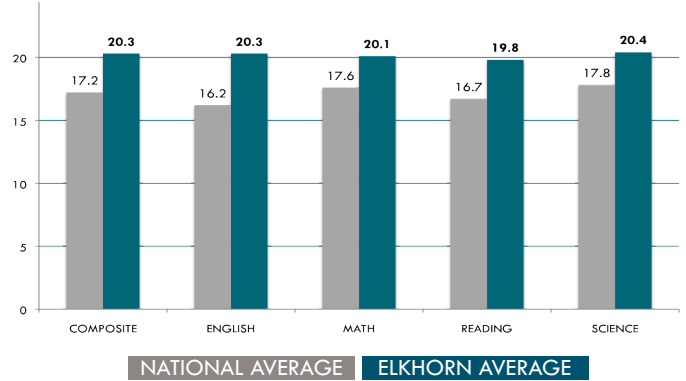
SAT 10 READING



THE 50TH PERCENTILE ON THE SAT 10 REPRESENTS THE NATIONAL AVERAGE

{PLAN TEST}

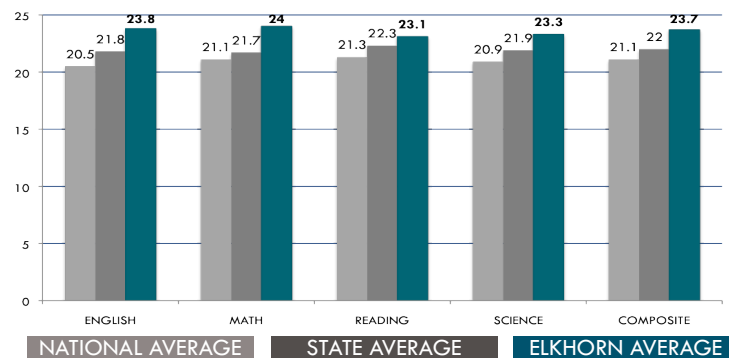
The PLAN test is given annually to all Elkhorn tenth grade students. This test is developed by the American College Testing Service (ACT) and is used to gather a variety of information, including: educational plans, career interests, predicted ACT scores and academic need areas. Elkhorn students as a group have consistently performed above national averages on this assessment.



{ACT}

The ACT measures the skills and higher order thinking necessary to be successful in college. In 2012, the overall average composite score for Elkhorn seniors was 23.7 and the average math score for Elkhorn seniors reached 24, the highest in District history.

As a group, Elkhorn students consistently score above both the State and National averages. Also notable, is that more than **85 percent** of 2012 Elkhorn graduates took the ACT Test.



{OUR STAFF}

Elkhorn Public Schools takes pride in the quality and dedication of its staff. In 2011-12 the District employed more than 750 people.

Elkhorn teachers value continued education, more than 65 percent of Elkhorn Teachers hold Masters Degrees and five have earned doctorates.

{2011-12 CERTIFIED STAFF}

Classroom teachers	340
Special Education Teachers/Specialists	72
Guidance Counselors	17
Media Specialists	12
Gifted Education Teachers	8
Reading Specialists	6
Specialists, Coordinators, Activities Directors	9
Administrators	21

AVERAGE TEACHER SALARY

ELKHORN	\$48,001
STATE	\$48,231

AVERAGE YEARS OF TEACHING EXPERIENCE

ELKHORN	13.05 Years
STATE	15.19 Years

TEACHING STAFF WITH MASTERS DEGREES

ELKHORN	65.32%
STATE	47.46%

{NCLB ENDORSED TEACHERS}

The No Child Left Behind (NCLB) Act requires all teachers, teaching in the content areas it identifies as core academic areas, to demonstrate that they have sufficient content knowledge in that subject. Teachers in Nebraska met this requirement by holding the appropriate endorsement for the courses/classes taught or by successfully completing a state evaluation.

ELKHORN	100.00%
STATE	99.78%



MORE THAN
750
PEOPLE WERE
EMPLOYED
BY EPS
IN 2011-12

{OUR LEADERSHIP}

EPS employs six central office administrators, 12 principals and three assistant principals. EPS is one of the lowest spending districts in the Learning Community of Douglas and Sarpy Counties in terms of administrative costs (percent of overall budget).

SUPERINTENDENT

Stephen R. Baker

ASSOCIATE SUPERINTENDENT

Dr. Cindy Gray

ASSISTANT SUPERINTENDENT

Bary Habrock

EXECUTIVE DIRECTOR OF BUSINESS AND FINANCE

Pam Roth

DIRECTOR OF STUDENT SERVICES

Lee Frye

DIRECTOR OF BUSINESS SUPPORT SERVICES

Ryan Lindquist



{TEACHER QUALIFICATIONS NOTICE}

As part of the federal No Child Left Behind legislation, all parents have the right to request information about teacher qualifications. General information about District teacher qualifications is available on the Nebraska Department of Education website: www.education.ne.gov as part of the State of the Schools Report. Specific requests for teacher qualification information should be directed to Assistant Superintendent, Bary Habrock, at 20650 Glenn St., Elkhorn, NE 68022.

WE ARE ELKHORN { OPPORTUNITIES }

{ HIGH SCHOOL ACTIVITIES }

The Elkhorn community takes great pride in the involvement of its students. More than 80 percent of Elkhorn high school students participate in extracurricular activities. Studies show, students who are involved tend to perform better in the classroom and hold higher grade point averages. Elkhorn's unprecedented decision to operate two smaller, Class B, high schools has encouraged more students to participate in athletics, clubs and other extracurriculars.

Students at both Elkhorn high schools can participate in a wide array of activities including: DECA, Debate Team, Drama Club, Color Guard, Dance Team, FBLA, FCCLA, E-Club, National Honor Society, Cheerleading, Student Council, Academic Decathlon, Mock Trial, Destination Imagination, Quiz Bowl, Foreign Language Club, Yearbook, Newspaper, Speech Team, Power Drive, Instrumental Music, S.A.D.D., Pep Club, Student Athletic Training, Intramurals, Football, Cross Country, Volleyball, Softball, Golf, Tennis, Wrestling, Track, Soccer, Swimming and Baseball.

MORE THAN 80%

OF HIGH SCHOOL STUDENTS WERE INVOLVED IN AT LEAST ONE EXTRACURRICULAR ACTIVITY IN 2011-12



{ MIDDLE SCHOOL ACTIVITIES }

All Elkhorn middle school students have the opportunity to participate in extracurricular activities including: Instrumental Music, Show Choir, Jazz Band, Chess Club, Computer Club, Science Club, Student Council, Yearbook, Drama Club, academic competitions (Math Counts, History Day, Future Cities Competition, Destination Imagination) Running Club, Football, Volleyball, Basketball, Wrestling and Track.

{ ELEMENTARY ACTIVITIES }

Elkhorn elementary school students have the opportunity to participate in school activities including: Reading Club, Girls on the Run, Walking Club, Writing Club, Student Council, Battle of the Books, DestiNation Imagination, Safety Patrol, Drama Club and Computer Club.



{ ACCOMPLISHMENTS IN 2011-12 }

Sixty two EHS and ESHS students were honored as AP Scholars for 2011-12.

Elyse Mancuso, of ESHS took home first place at the Jeopardy! Teen Tournament in Washington, D.C.

The EHS Antlers Football Team secured its fifth NSAA Class B State Football Championship.

Elkhorn South was named as one of only nine recipients across the state of the 2011-12 Farmers School Sportsmanship Award.

ERMS, EVVMS and EMS Placed first, second and third (respectively) at the State Future Cities Competition.

Kim Miller, Fifth Grade teacher at Manchester Elementary, was named the 2012 recipient of the State Education Association's Teaching Excellence Award

751 high school students made the second semester honor roll.

Elkhorn students donated more than **\$63,000** to the American Heart Association from elementary and middle school fundraisers in 2012.

WE ARE ELKHORN {LEADERSHIP}

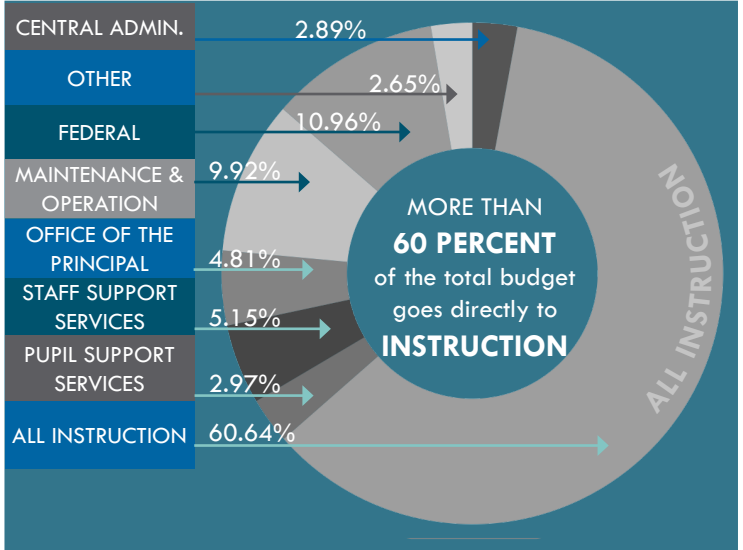
{PER PUPIL SPENDING}

EPS maintains one of the lowest per pupil costs in both the Learning Community of Douglas and Sarpy Counties as well as the State. In 2010-11 the per pupil spending average at EPS was \$8,607.71.



{2011-12 EXPENDITURES}

EPS maintains a strong focus on student learning. More than 60 percent of the total budget goes directly into the instructional budget, compared to a state average of 54.85 percent.



{TAX LEVY}

The EPS tax levy is determined by the District's general, bond and building funds. The common general and common building fund levies are set by the Learning Community of Douglas and Sarpy Counties.

	Property Tax Levy	Learning Community Common General Fund	Elkhorn General Fund	Elkhorn Building Fund	Bond Fund	Total Levy
2008-09	--	1.0542	--	0.0000	0.2507	1.3049
2009-10	0.9500	0.0900	0.0100	0.0000	0.2550	1.3050
2010-11	0.9500	0.0900	0.0000	0.0000	0.2750	1.3150
2011-12	0.9500	0.0900	0.0000	0.0000	0.2750	1.3150

{AdvancED ACCREDITATION}

Elkhorn Public Schools is proud to be an AdvancED accredited school system. AdvancED accreditation is a voluntary process the District participates in to ensure continuous improvement, rigor in curriculum, and access to educational best practices. AdvancED allows the District to participate in an external and objective review of the District.



{BOARD OF EDUCATION}

The Elkhorn Board of Education meets on the second Monday of each month at the Administration Building, 20650 Glenn Street. As the elected governing body of the School District, the Elkhorn Board of Education serves as the liaison between the community and professional educators. Your input is welcome as the Board prepares strategic plans, writes educationally sound policies and plans for District growth. The Board continually assesses community priorities and invites the residents of the District to write, call or appear before the Board. If you would like to be on the School Board Agenda, call (402) 289-2579 by the Thursday prior to the meeting date, or write a request to Superintendent of schools, Stephen Baker at 20650 Glenn Street, Elkhorn, NE 68022.

- JOHN MARASCO
PRESIDENT
- CALVIN BULL
SECRETARY
- ANN LONG
TREASURER
- AARON CLARK
- CHUCK BURNEY
- RON RIGGLE



WE ARE ELKHORN {OUR SCHOOLS}



ELKHORN HIGH SCHOOL
1401 VETERANS DRIVE
402-289-4239
PRINCIPAL: DAN RADICIA



ELKHORN SOUTH HIGH SCHOOL
20303 BLUE SAGE PARKWAY
402-289-0616
PRINCIPAL: MARK KALVODA



ELKHORN MIDDLE SCHOOL
3200 NORTH 207TH PLAZA
402-289-2428
PRINCIPAL: MIKE TOMJACK



ELKHORN VALLEY VIEW MIDDLE SCHOOL
1313 SOUTH 208TH STREET
402-289-0362
PRINCIPAL: CHAD SOUPIR



FIRE RIDGE ELEMENTARY
19660 FARNAM STREET
402-289-0735
PRINCIPAL: ANNE DOERR



HILLRISE ELEMENTARY
20110 HOPPER STREET
402-289-2602
PRINCIPAL: DEB MADDEN



SKYLINE ELEMENTARY
400 SOUTH 210TH STREET
402-289-3433
PRINCIPAL: JAN PETERSON



SPRING RIDGE ELEMENTARY
17830 SHADOW RIDGE DRIVE
402-637-0204
PRINCIPAL: DON PECHOUS



WEST DODGE STATION ELEMENTARY
18480 CALIFORNIA STREET
402-289-2773
PRINCIPAL: PAM WAHL

{COMING SOON}



WEST BAY ELEMENTARY
3320 SOUTH 188TH AVENUE



SAGEWOOD ELEMENTARY
4910 NORTH 177TH STREET
PRINCIPAL-ELECT: JAN PETERSON



MIDDLE SCHOOL #4 (NAME TBA)
17801 GRAND AVENUE
PRINCIPAL-ELECT: MIKE TOMJACK

WE ARE ELKHORN {OUR SCHOOLS}



ELKHORN RIDGE MIDDLE SCHOOL
 17880 MARCY STREET
 402-334-9302
 PRINCIPAL: KEVIN RIGGERT



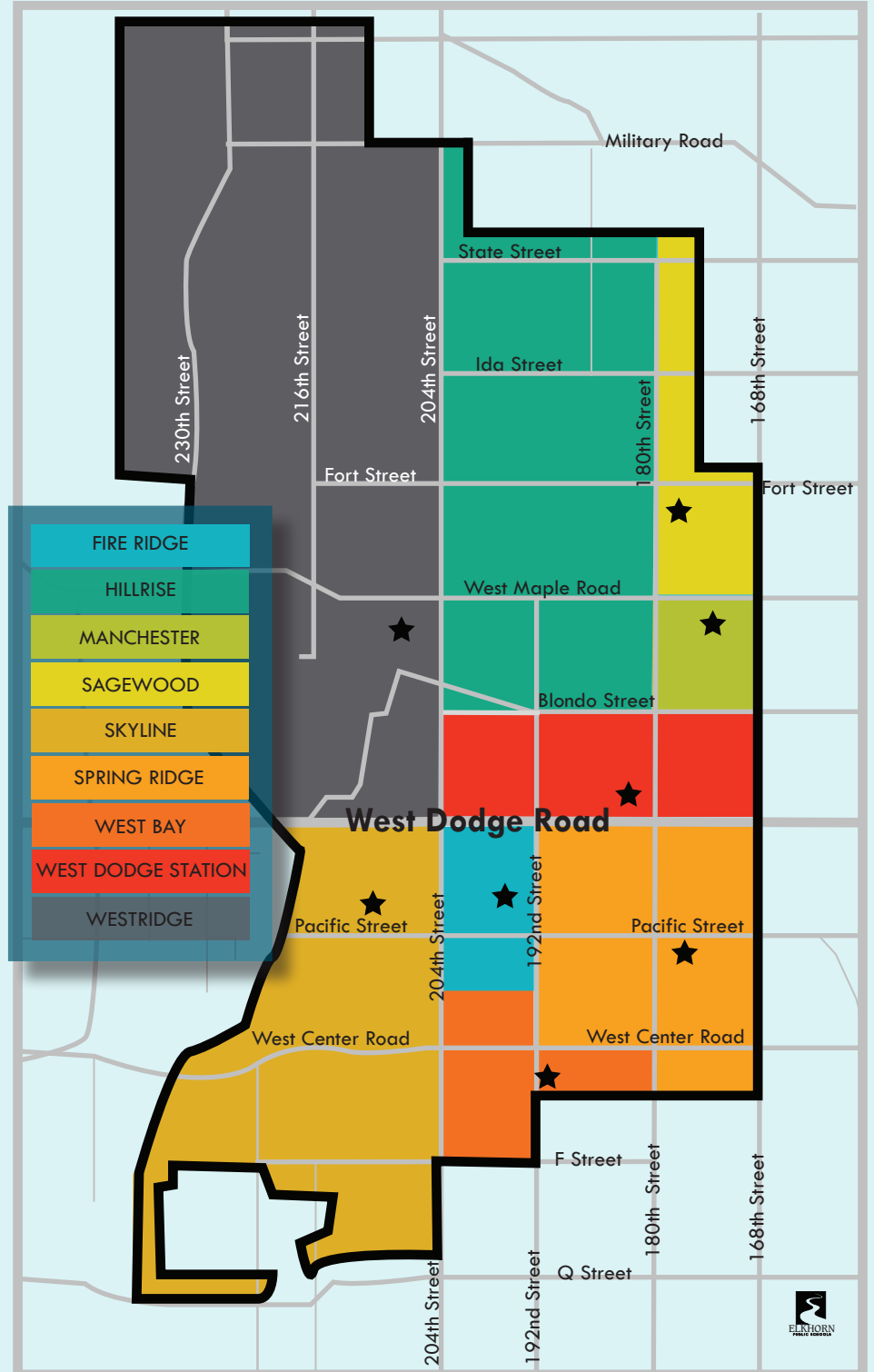
MANCHESTER ELEMENTARY
 2750 HWS. CLEVELAND BOULEVARD
 402-289-2590
 PRINCIPAL: AMY CHRIST



WESTRIDGE ELEMENTARY
 3100 NORTH 206TH STREET
 402-289-2559
 PRINCIPAL: TROY SIDERS

VISIT US ONLINE AT
WWW.ELKHORNWEB.ORG
 TO FIND OUT MORE ABOUT
 OUR SCHOOLS, CONSTRUCTION
 PROJECTS AND BOUNDARIES.

{ELEMENTARY BOUNDARY MAP*}



*BOUNDARIES REFLECT THE ADDITION OF SAGEWOOD AND WEST BAY ELEMENTARY SCHOOLS, EFFECTIVE BEGINNING IN 2013-14.

{NePAS}

The Nebraska Performance Accountability System (NePAS) is a ranking system of all school districts in the state set forth by the Nebraska department of education. Rankings reflect the total number of school districts in the state (249). It is important to note: as a district improves its status ranking, it will be more difficult to achieve high rankings in the area of growth as students near the achievement "ceiling." For example: a student who scores a perfect score one year will only be capable of a zero in growth the following year.

STATUS rank is based on the average NeSA scale scores and represent the overall achievement level of the district.

ELKHORN STATUS RANKINGS:

READING- #3
MATH- #8
SCIENCE- #10
WRITING- #1

IMPROVEMENT rank is based on the same grade-level from year to year and measures different groups of students. Improvement was only measured in the areas of reading and math for 2011-12.

ELKHORN IMPROVEMENT RANKINGS:

READING- #87
MATH- #88

GROWTH rank is based on the same group of students as they progress through the grade levels. Growth was only measured in the areas of reading and math for 2011-12.

ELKHORN GROWTH RANKINGS:

READING- #56
MATH- #56

GRADUATION RATE rank is based on the "graduation cohort." The graduation cohort is assigned when a student enrolls as a ninth grader. Students must fulfill the high school graduation requirements within four years to graduate with their cohort.

ELKHORN GRADUATION RANKING:

#11

{SPECIAL EDUCATION CHILD FIND}

Any resident of the Elkhorn Public School District may refer a child for special education services because of speech, language, hearing, visual, physical or behavioral impairments, learning disabilities, or problems in mental development, please contact the Office of Student Services at (402) 289-2579.

{2011-12 CLIMATE SURVEY}

In spring 2012, all Elkhorn schools sent a climate survey to parents. The numbers below reflect the percent of parents who AGREE or STRONGLY AGREE with the following statements.

My school provides a safe environment for learning.

→ 98%

My school is adequately preparing my child for the next grade level.

→ 93%

My school is committed to student learning.

→ 96%

{NEBRASKA SEAT BELT REMINDER}

All children up to age six riding in any motor vehicle must be properly secured in an appropriate child restraint system that meets Federal Motor Vehicle Safety Standards. This requirement is effective for all persons operating a motor vehicle within the State of Nebraska. NO MATTER THE LENGTH OF THE TRIP ALL RIDERS SHOULD BUCKLE UP AT ALL TIMES IN A MOTOR VEHICLE.

{STUDENT ASSISTANCE PROGRAM}

The Elkhorn Public Schools makes available a student assistance program through Arbor Family Counseling to provide assessment, counseling and referral services to students and families who may be experiencing problems with peer relationships, family relationships, violent/aggressive behaviors, eating disorders, drug/alcohol abuse and other concerns. The Elkhorn student assistance program can be accessed by calling (402) 330-0960 or (800) 922-7379.


{SCHOOL CALENDAR}

2012-2013

First Student Day	Aug. 14
Winter Break	Dec. 22-Jan. 4
Spring Break	March 11-15
Graduation	May 19
Last Student Day	May 23

2013-2014

First Student Day	Aug. 13
Winter Break	Dec. 23-Jan. 3
Spring Break	March 17-21
Graduation	May 18
Last Student Day	May 22



ELKHORN
PUBLIC SCHOOLS

The Elkhorn Public Schools publishes the Annual Report for the sole purpose of informing District residents of the programs, procedures, and progress of the school District. Questions or comments should be addressed to: Superintendent Steve Baker, Glenn Street, Elkhorn, NE 68022, (402) 289-2579