

Career Exploration Announcement Before TA Lesson:

Eat with an expert once a month in Lecture Hall

March 12th-Thursday

1st Period-Careers in Psychology/Psychiatry

April 9th-Thursday

2nd Period-Careers in Welding

Must sign up on link:

[Eat With An Expert](#)



The banner features the UNMC logo in the top left. The main title is "CAREERS IN PSYCHOLOGY/PSYCHIATRY" in a black box. Below the title are three images: a man and a woman in a meeting, a wall of wooden blocks spelling "MENTAL HEALTH", and a woman with a child. A starburst graphic says "SIGN-UP TODAY!". A black box at the bottom contains the text: "EAT WITH AN EXPERT THURSDAY, MARCH 12TH 1ST PERIOD EHS LECTURE HALL".

Please note EPS Career Fair Information.




This counts as a career experience for the Achieve Scholarships.

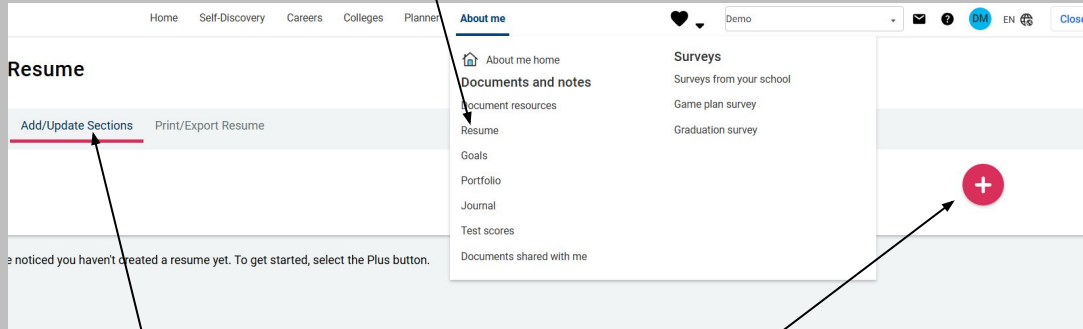


The banner features the Elkhorn Public Schools logo at the top. The main title is "CAREER EXPLORATION FAIR" in large blue letters. Below the title are three icons: a calendar for "MARCH 25, 2026", a clock for "5:30 - 7:30 PM", and a location pin for "ELKHORN SOUTH HIGH SCHOOL". At the bottom, it says "EPS STUDENTS IN GRADES 6-12 ARE ENCOURAGED TO ATTEND." The background has faint icons of a handshake, a person, and a building.

Naviance Career Exploration-Build a Resume

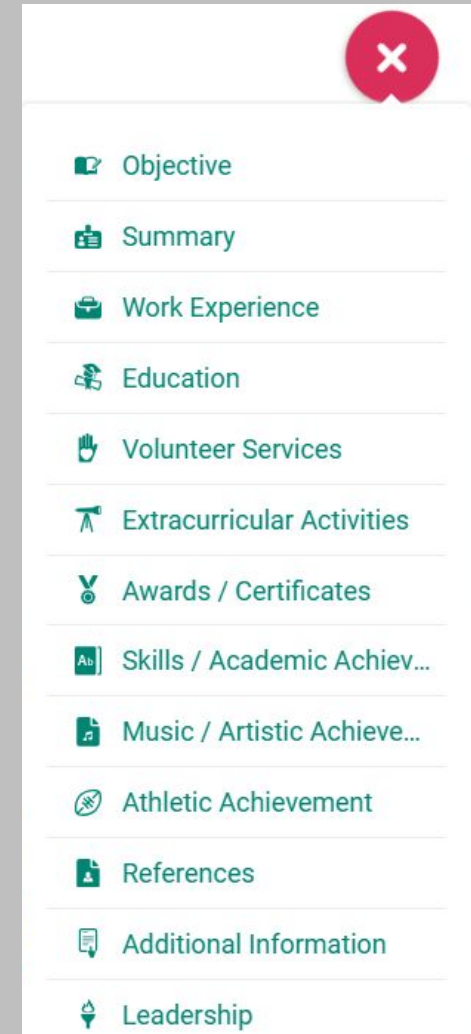


1. Go to ClassLink, Click on the Naviance Icon
2. Create a Resume using the Resume Builder
3. Select About Me, Resume



4. Click on Add/Update Selections.
5. Click on the Red button on the right to add sections.

6. Select the option of your choice, add your personal information.



7. Repeat process until you have added all the necessary sections.
8. See example for sections you should use as a high school student.
9. As long as you hit the save button, you can come back and update at any time. You can use a resume for scholarships, employment, college, etc.

