



2020-2021  
**Annual  
Report**



**ELKHORN**  
PUBLIC SCHOOLS

## To our community,

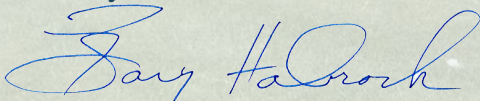
A strong partnership with our community is one of the hallmarks of the Elkhorn Public Schools. To this end, the District publishes an Annual Report to the community to provide an overview of finances, assessment results, progress updates, and more. Most importantly, the Annual Report gives us an opportunity to showcase the achievements of our 11,104 current students.

Elkhorn students' test scores place them among the top both statewide and nationally. We are proud of our students and know that no ranking or test score can provide a true picture of the accomplishments that are achieved each and every day in our classrooms. We celebrate these accomplishments as we prepare for even greater achievements ahead.

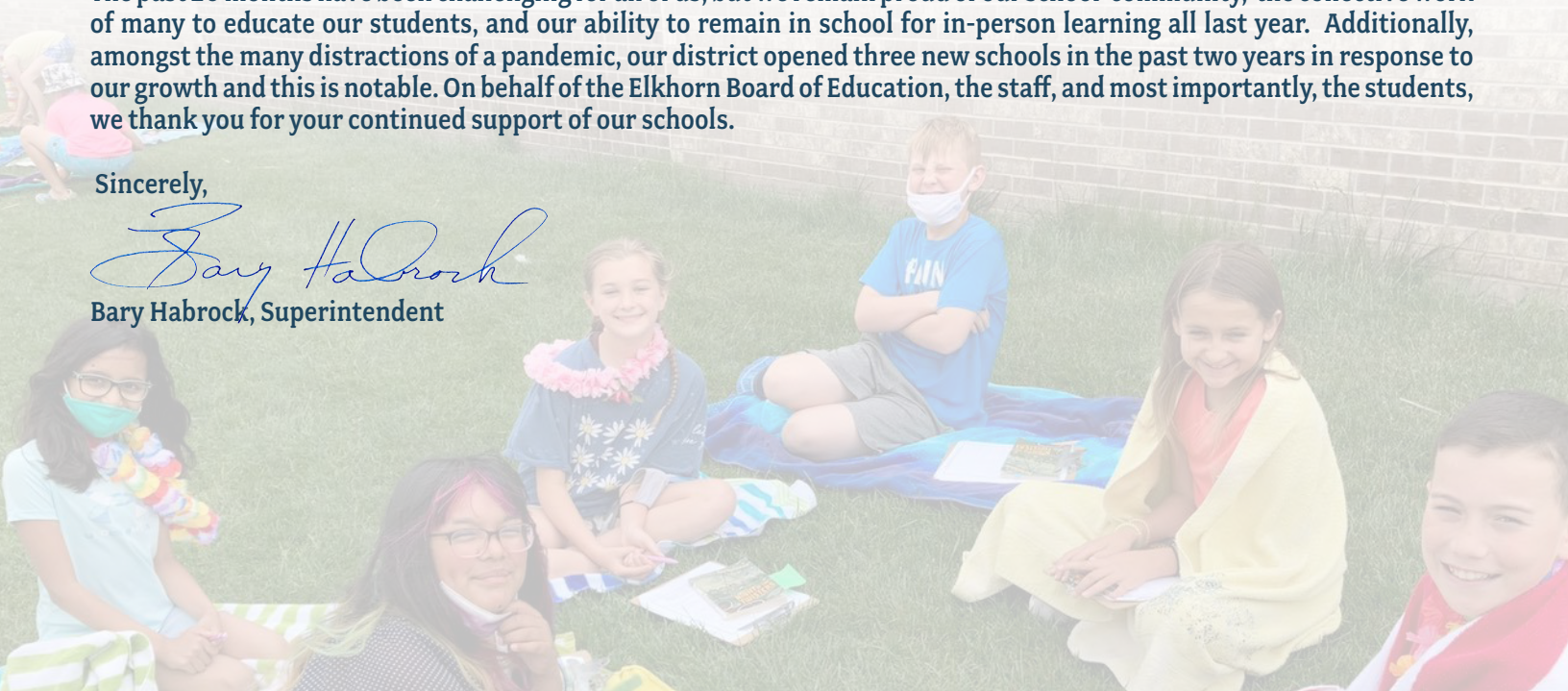
Our persistent growth, outstanding achievement, and community partnership make our Elkhorn school community a great place to live, learn, and grow. Only together can we ensure that every student thrives in school and is prepared to write his or her future story beyond our system.

The past 20 months have been challenging for all of us, but we remain proud of our school-community, the collective work of many to educate our students, and our ability to remain in school for in-person learning all last year. Additionally, amongst the many distractions of a pandemic, our district opened three new schools in the past two years in response to our growth and this is notable. On behalf of the Elkhorn Board of Education, the staff, and most importantly, the students, we thank you for your continued support of our schools.

Sincerely,



Bary Habrock, Superintendent



## A Culture of Excellence

Students and families in Elkhorn benefit from a strong sense of community both inside and outside of their neighborhood schools. Our schools see high levels of parental involvement, with an average Parent/Teacher Conference attendance of nearly 90% district-wide. Additionally, the support of our community and local businesses and organizations are key to our continued success, as their partnership is essential to accommodating our rapidly growing student population and our ability to maintain our high standards for student achievement.

In the spring of 2021, all EPS schools sent a climate survey to parents. The numbers below reflect the percent of parents who Agree or Strongly Agree with the following statements:

“My student is receiving a quality education.”

95%

“I am satisfied with the academic opportunities offered.”

94%

“My school is adequately preparing my student for the next level of learning.”

91%

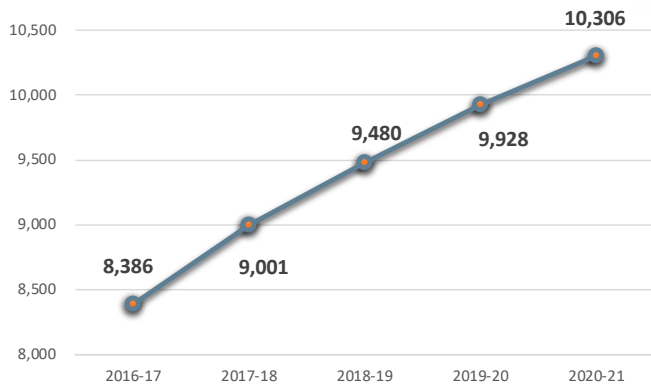
“Our school has high expectations for all students.”

91%

**The Elkhorn Public Schools unites students, families, educators, and the community to ensure a challenging and enriching academic environment that inspires students to develop the knowledge and skills necessary to become responsible citizens and lifelong learners.**

# Student and Staff Demographics

In 2020-2021, Elkhorn Public Schools experienced a nearly 4% student enrollment increase, welcoming almost 400 new students into its buildings. To assist with this continued growth, the District opened the doors to two new school buildings, Woodbrook Elementary and Elkhorn North High School. Both schools reside on the north side of EPS boundaries, an area that continues to see high rates of residential growth contributing to increases in student enrollment occurring at a rate faster than initially projected.



In 2020-2021, the district employed over 1,200 people, including over 825 certified staff. On our most recent climate survey, over 97% stated that they believe EPS employs caring staff who are committed to student learning.

## **EPS Certified Staff Group**

Classroom Teachers.....	576
Special Education Teachers/Specialists .....	134
Administrators .....	35
Guidance Counselors .....	25
Media Specialists.....	19
Specialists and Coordinators.....	12
Gifted Education Teachers.....	11
Reading Specialists .....	11
Title I Interventionists.....	4

EPS teachers are required to be highly qualified in their content areas and must demonstrate that they have sufficient knowledge in their subject. Nebraska teachers meet this requirement by holding the appropriate endorsement for the courses taught or successfully completing a state evaluation.

## **Certified Staff with Master's Degrees**

Elkhorn Public Schools .....	73.66%
State of Nebraska.....	56.85%

## **Average Years of Experience**

Elkhorn Public Schools.....	13.08 years
State of Nebraska.....	13.95 years

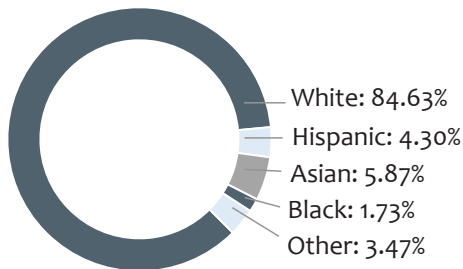
## **Average Teacher Salary**

Elkhorn Public Schools .....	\$58,450
State of Nebraska .....	\$56,580

## **Students by Grade Level**

Kindergarten ....	792	6 <sup>th</sup> Grade .....	819
1 <sup>st</sup> Grade .....	835	7 <sup>th</sup> Grade .....	850
2 <sup>nd</sup> Grade .....	847	8 <sup>th</sup> Grade .....	748
3 <sup>rd</sup> Grade .....	801	9 <sup>th</sup> Grade .....	785
4 <sup>th</sup> Grade .....	866	10 <sup>th</sup> Grade .....	752
5 <sup>th</sup> Grade .....	787	11 <sup>th</sup> Grade .....	738
		12 <sup>th</sup> Grade .....	686

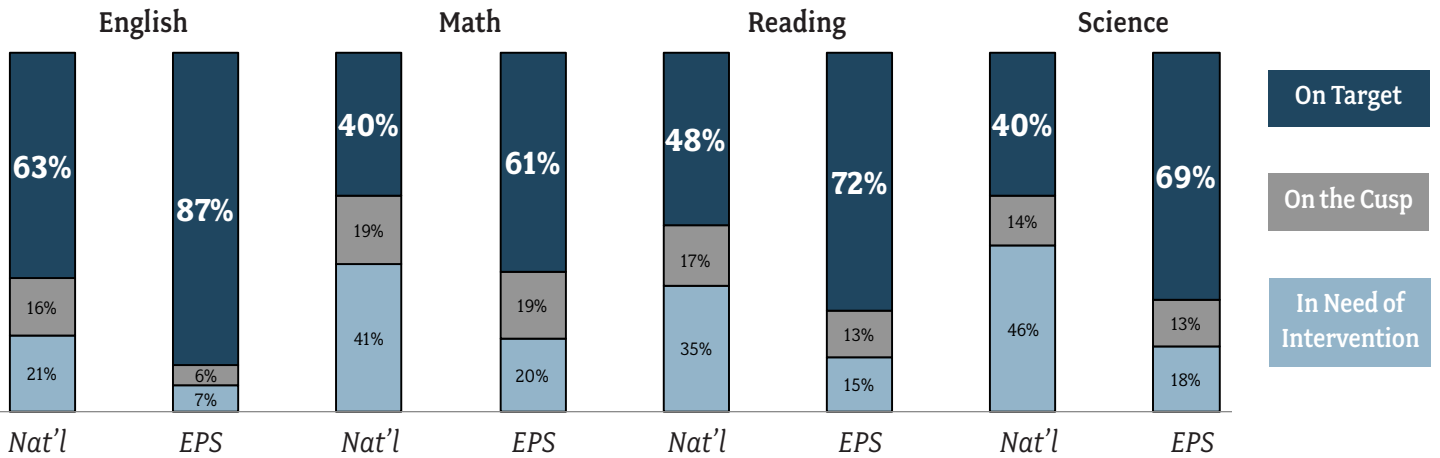
## **Student Demographics**



Poverty .....	10.24%
English Learner .....	1.30%
Special Education.....	12.66%
High Ability .....	15.56%

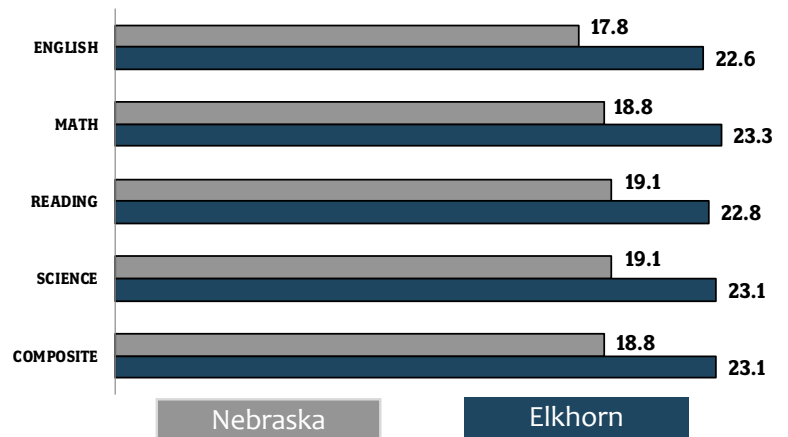
# 10<sup>th</sup> Grade Pre-ACT

All EPS sophomore students take the Pre-ACT in the spring to provide students with information about their own preparation for the ACT. From their results, students are determined to be On Target, On the Cusp, or In Need of Intervention for a college-ready score on the ACT.



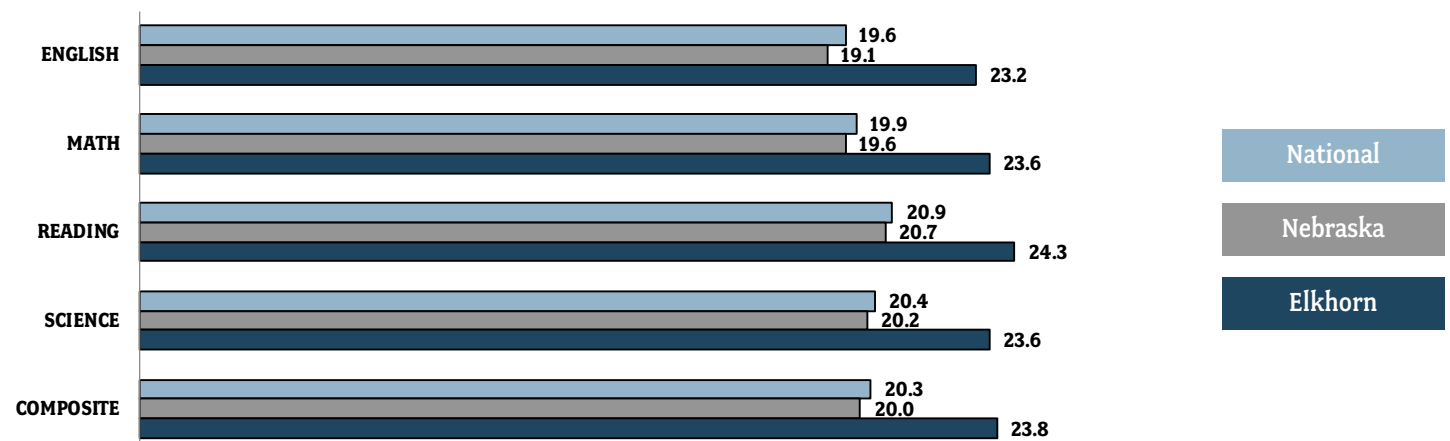
# 11<sup>th</sup> Grade ACT

In order to meet state and federal testing requirements, students are required to take the ACT in the spring of their junior year. This requirement gives all students an opportunity to take the ACT at no cost to them and to then use the results earned for college entrance information. The graph features EPS student scores, both composite and in individual subject areas, in comparison to Nebraska state averages. Notably, not all students participated in the test in 2021. A very large percentage of EPS students were included, but participation varied across the state.



# Graduate ACT

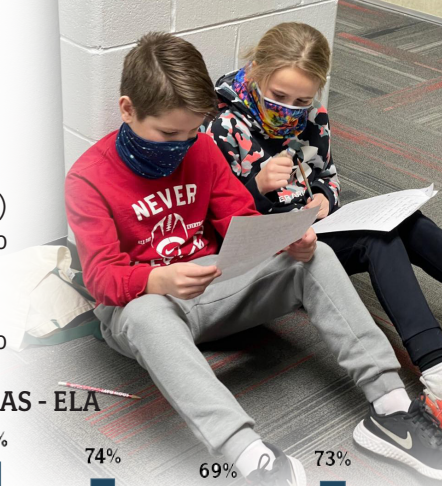
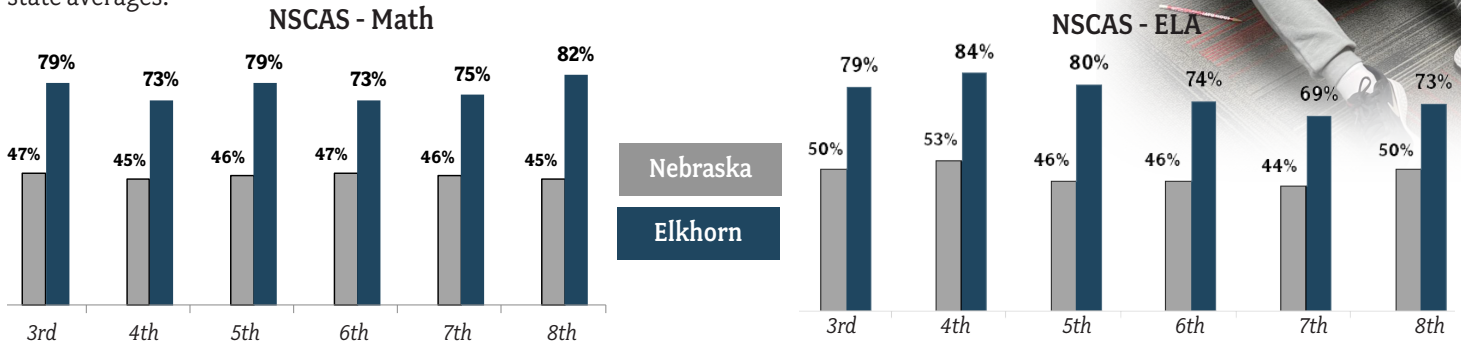
EPS graduates consistently score above both state and national averages on the ACT. For 2021 EPS graduates, the average composite score was 23.8. Results featured illustrate how 2021 EPS graduates rank in comparison to state and national averages. As with the 11<sup>th</sup> grade ACT, participation levels varied across the state.



# State Testing: NSCAS

Annually, students in grades 3-8 take the Nebraska Student-Centered Assessment System (NSCAS) assessments in English Language Arts (ELA) and Math. On all NSCAS assessments, students fall into one of three state-determined categories: Developing, On Track, and College and Career Ready.

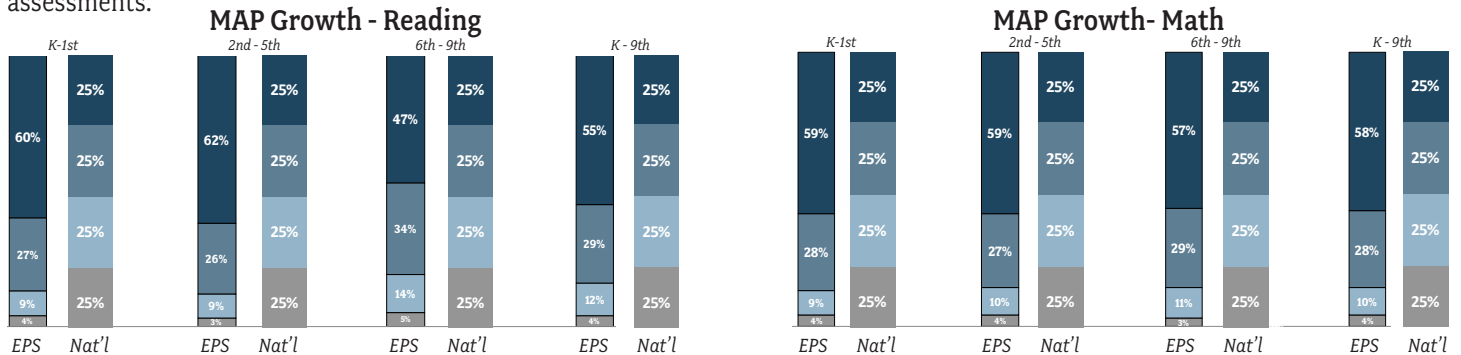
The graphs show the percentage of EPS students meeting or exceeding state standards compared to state averages.



# National Testing: MAP Growth

The Measures of Academic Progress (MAP) Growth test is a nationally normed achievement test that is administered to all EPS students in grades K-9. MAP Growth is an adaptive assessment that can be administered multiple times per year, allowing teachers and administrators to better measure academic growth during the school year.

Nationally, 25 percent of students fall in each of the four quartiles. In Elkhorn, over 80 percent of students score at or above national averages. The graphs illustrate the percentage of EPS students in each quartile on the Spring 2021 MAP Growth reading and math assessments.



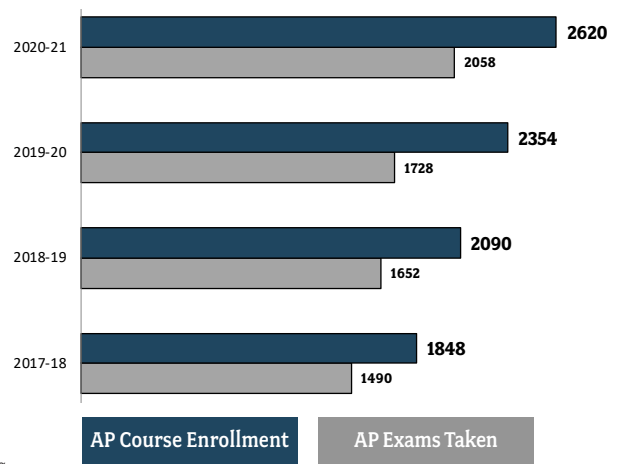
# Advanced Placement (AP)

EPS offers numerous, rigorous, college-level Advanced Placement (AP) courses where students may earn college credit upon successful completion of a National AP Exam. AP enrollment and the number of AP exams taken for college credit has steadily increased in the last four years. This shift is credited to the continual focus on AP course offerings and the culture of rigor at EPS high schools.

## 2020-2021 AP Enrollment by Subject

AP History*	754	AP Chemistry	78
AP English*	731	AP Spanish	76
AP Calculus*	173	AP Government	76
AP Psychology	296	AP Computer Science	35
AP Statistics	109	AP French	14
AP Biology	123	AP Japanese	4
AP Physics	151		

\*Multiple course offerings available within listed subject area.



# Graduation Requirements and Report

EPS students are encouraged to take a rigorous curriculum in order to maximize their post-secondary options. To graduate from an EPS high school, students must accumulate 42 credits to include 8 English credits, 6 credits of social sciences (must include American History and Government), 6 math credits (must include Algebra I), 6 credits of science (must include Biology), 2 credits of physical education, 1 personal finance and careers credit, and 14 elective credits.

The following statistics are representative of the EPS Class of 2021:

District-wide Graduation Rate .....	98.28%	Scholarships Earned .....	\$29.9M
Pursuing Post-secondary Education.....	89.41%	Composite ACT Score .....	23.8

In addition to the core graduation requirement offerings, EPS high schools offer a range of other courses and activities including career/technical education, world languages, physical education/health, visual performing arts, career awareness experiences and extracurricular activities.

## Instructional Time Report

With strict safety precautions in place, EPS worked to maximize learning time and successfully offered students in-person instruction for the duration of the 2020-21 school year.

### Elementary School

Total Required .....	1032 hrs.
Total Attended .....	1054.45 hrs.

### Middle School

Total Required .....	1032 hrs.
Total Attended .....	1107.4 hrs.

### High School

Total Required .....	1080 hrs.
Total Attended .....	1105.07 hrs.

## Activities Report

Research shows that involved students are also engaged students. Historically, approximately 80% of EPS high school students are involved in at least one district-sponsored extracurricular activity, contributing to our ability to maintain a culture of excellence through high levels of student engagement. According to our most recent climate survey, 90% of middle school and high school parent respondents agree that adequate extracurricular activity offerings are available to students. For a full list of activity offerings, please visit [www.elkhornweb.org](http://www.elkhornweb.org)

## Financial Report

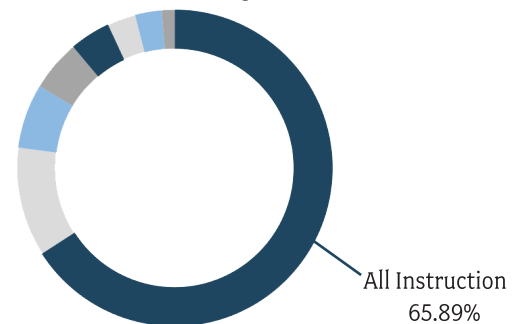
The EPS tax levy is determined by the district's general, bond, and building funds. The common general and common building fund levies are set by the Learning Community of Douglas and Sarpy counties.

2020-2021.....	1.423	2018-2019 .....	1.3900
2019-2020.....	1.415	2017-2018: .....	1.3600

EPS continually maintains one of the lowest per pupil costs in Nebraska, averaging only \$11,335 per pupil. Additionally, given the District's strong focus on student learning, more than 65% of the total budget goes directly into the instructional budget. Most recent state level financial information available shows an average All Instruction expenditure of 59% of total budget.

### 2020-2021 Expenditures

All Instruction .....	65.89%
Operation and Maintenance/Safety and Security .....	11.16%
Student Support Services .....	6.60%
Office of the Principal.....	5.23%
Instructional Staff Support .....	4.18%
Local, State, and Federal Grants .....	2.89%
Admin and Central Services .....	2.73%
Transportation .....	1.31%



Please visit <https://nep.education.ne.gov/> in early 2022 for additional financial information.

# District Leadership

**Superintendent:** Dr. Bary Habrock

**Associate Superintendent:** Dr. Cindy Gray

**Chief Financial Officer:** Heather Shepard

**Exec. Dir. Business Support Services:** Ryan Lindquist

**Exec. Dir. Personnel:** Dr. Don Pechous

**Exec. Dir. Student Services:** Anne Doerr

# Board of Education

The Elkhorn Board of Education meets monthly on the second Monday at the Administration Building, 20650 Glenn Street. As the elected governing body of the school district, the Board of Education serves as the liaison between the community and professional educators. Your input is welcome as the board prepares strategic plans, writes educationally sound policies and plans for district growth. The board continually assesses community priorities and invites residents of the district to write, call or appear before the board.

**President:** Amy Parks  
**Treasurer:** Chuck Burney  
**Secretary:** Renee Vokt

**Scot Ringenberg**  
**Nancy Rogic-Greufe**  
**Jennifer Shatel**

# Annual Notices

**SPECIAL EDUCATION CHILD FIND:** Any resident of the Elkhorn Public Schools District may refer a child for special education services for speech, language, hearing, visual, physical or behavioral impairments, learning disabilities, or problems in mental development. Please contact the Student Services department at (402) 289-2579.

**STUDENT ASSISTANCE PROGRAM:** Elkhorn Public Schools makes available a student assistance program through Arbor Family Counseling to provide assessment, counseling and referral services to students and families who may be experiencing problems with peer relationships, family relationships, eating disorders, violent/aggressive behaviors, drug/alcohol abuse or other concerns. The student assistance program can be accessed by calling (402) 330-0960.

**NOTICE OF NON-DISCRIMINATION:** The Elkhorn Public School District does not discriminate on the basis of sex, disability, race (including skin color, hair texture and protective hairstyles), color, religion, veteran status, national or ethnic origin, age, marital status, pregnancy, childbirth or related medical condition, sexual orientation or gender identity, or other protected status in its programs. The following persons have been designated to handle inquiries regarding the Non-discrimination Policies:

- *Students:* Anne Doerr, Executive Director of Student Services, 20650 Glenn Street (402) 289-2579

- *Employees and Others:* Don Pechous, Executive Director of Personnel, 20650 Glenn Street (402) 289-2579

Complaints or concerns involving discrimination or needs for accommodation or access should be addressed to the appropriately identified individual. For further information about anti-discrimination laws and regulations, or to file a complaint of discrimination, contact the OCR at One Petticoat Lane, 1010 Walnut Street, 3rd Floor, Suite 320, Kansas City, Missouri 64106, (816) 268-0550 (voice), Fax (816) 268-0599, (800) 877-8339 (telecommunications device for the deaf), or [ocr.kansascity@ed.gov](mailto:ocr.kansascity@ed.gov).

**NEBRASKA SEAT BELT SAFETY REMINDER:** All children up to age eight must ride correctly secured in a federally-approved car seat or booster seat. This requirement is effective for all persons operating a motor vehicle within the State of Nebraska. No matter the length of the trip, all riders should buckle up at all times in a motor vehicle.

**TEACHER QUALIFICATION NOTICE:** As part of federal legislation, all parents have the right to request information about their child's teacher's qualifications. General information about district teacher qualifications is available on the Nebraska Department of Education website ([www.education.ne.gov](http://www.education.ne.gov)) as part of the State of the Schools report. Specific requests for teacher qualification information should be directed to Executive Director of Personnel, Dr. Don Pechous, 20650 Glenn Street, Elkhorn, NE 68022.



# 2022-23 Kindergarten Information

Registration for students entering kindergarten for the 2022-23 school year will open January 24, 2022 at [www.elkhornweb.org](http://www.elkhornweb.org). Per Nebraska state law, students must be at least 5 years of age by July 31, 2022, in order to attend kindergarten for the 2022-2023 school year.

By completing the online registration, parents/guardians will be added to the contact list to receive an email with information for incoming kindergarten students, including details for the parent meeting and kindergarten round-up.