

GROWING WITH OUR COMMUNITY.



ELKHORN PUBLIC SCHOOLS ANNUAL REPORT 2012-2013

Dear Elkhorn Community,

Each year, the Elkhorn Public School District publishes an Annual Report to the community to provide an overview of District finances, updates, assessment results and more. Most importantly, the Annual Report gives us an opportunity to showcase the achievements of our students.

The 7,000 (pre-k through 12) students who make up the Elkhorn Public Schools continue to thrive in the classroom and in their community. Elkhorn students' test scores place them among the top in the state and more than 93 percent of our students go on to attend a two or four-year college after graduation.

We are proud of our students and staff, and know that no ranking or test score can provide a true picture of the amazing work that is done in our classrooms each and every day.

Sincerely,
Steve Baker, EPS Superintendent



OUR DISTRICT

Elkhorn Public Schools (EPS) is a rapidly growing suburban school district located on the west edge of the Omaha Metro area. Our enrollment continues to climb by more than six percent each year, and we continue to add facilities to accommodate our growing student population. The District offers the cultural, educational and retail advantage of the city, while still maintaining the qualities of a smaller community. We pride ourselves on the achievement of our students and the dedication of our staff.

EPS currently maintains 14 school buildings as well as a freestanding Early Education Center. In November 2011, Elkhorn voters approved a \$49.1 million bond issue to build two new elementary schools (Sagewood and West Bay—*opened in 2013*), as well as the District's fourth middle school (Elkhorn Grandview—*opening fall 2014*).

Our students consistently score well above state and national averages on standardized assessments. EPS maintains a culture of continuous improvement and continues to raise the bar for all students.

This Annual Report offers important and detailed information about the curriculum, demographics and assessment data from the Elkhorn Public School District during the 2012-13 school year.

OUR MISSION

Elkhorn Public Schools unites students, families, educators, and the community to ensure a challenging and enriching academic environment that inspires students to develop the knowledge and skills necessary to become responsible citizens and lifelong learners.

OUR COMMUNITY

Students and families in Elkhorn benefit from a strong sense of community support in and out of their neighborhood schools.

Our schools see high levels of parental involvement, with more than 98 percent of elementary parents attending semester Parent/Teacher conferences. Local business and individuals are also key to the success of our schools with support for the Elkhorn Public Schools Foundation and District programs such as Partners in Education Mentoring.

The Elkhorn community has passed nine bond issues since 1992 and has supported the addition of 10 new schools since 2000. Support from our community has been essential to accommodating the rapidly growing student population while maintaining our high standards for student achievement.

OUR STUDENTS

The Elkhorn Public School District takes pride in the students it serves. EPS maintains a high graduation rate and most EPS students go on to attend two or four-year colleges or universities. As enrollment continues to climb, Elkhorn students continue to maintain high standards for academics, activities and community involvement.

Student to Teacher Ratio

Elementary	20.8:1
Middle School	22.9:1
High School	21.9:1
District Average	21.9:1

Student Demographics

White	90.62%
Asian	2.63%
Black	1.46%
Hispanic	2.99%
Other	2.30%

Poverty	7.73%
English Language Learners	0.56%
Special Education	9.88%
High Ability Education	16.33%
School Mobility/Migrant	2.68%



Parent Teacher Conference Attendance

	FALL	SPRING
Elkhorn High School	67.00%	64.00%
Elkhorn South High School	74.00%	73.00%
Elkhorn Middle School	87.20%	64.60%
Elkhorn Ridge Middle School	94.20%	83.70%
Elkhorn Valley View Middle	87.00%	73.00%
Fire Ridge Elementary	99.00%	99.00%
Hillrise Elementary	100.00%	99.70%
Manchester Elementary	99.00%	99.00%
Skyline Elementary	100.00%	99.00%
Spring Ridge Elementary	100.00%	99.00%
West Dodge Station Elementary	99.00%	98.60%
Westridge Elementary	96.00%	98.00%

The 2013 EPS (four-year) graduation rate was **96%** compared to **88.5%** statewide.



2012-2013 ENROLLMENT

elementary total=3,199	KINDERGARTEN	531
	1ST GRADE	529
	2ND GRADE	554
	3RD GRADE	517
	4TH GRADE	554
middle school total=1,428	5TH GRADE	514
	6TH GRADE	505
	7TH GRADE	471
	8TH GRADE	452
high school total=1,649	9TH GRADE	478
	10TH GRADE	435
	11TH GRADE	354
	12TH GRADE	382
TOTAL STUDENTS=6,276		

The average rate of attendance for EPS Students is **96.5%**

STATE TESTING

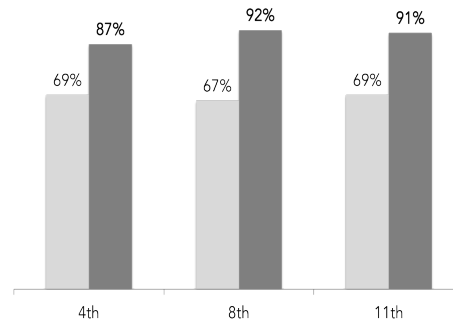
NeSA ASSESSMENTS

Each spring, students in grades three through eight as well as 11th grade take the Nebraska State Accountability assessments (NeSA) in writing, reading, math and most recently added in 2012, science. Elkhorn students showed high levels of mastery across grade levels and subject areas, scoring well above state averages.

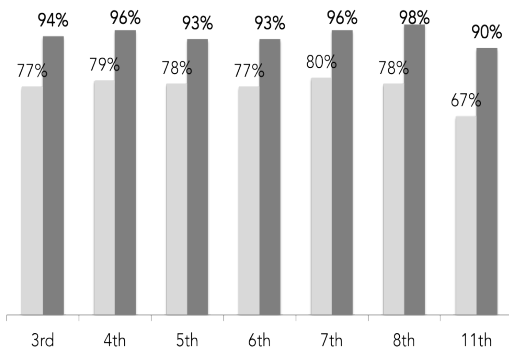
On all NeSA assessments, students fall into one of three categories: Below Standards, Meets Standards or Exceeds Standards. The State is responsible for setting the *cut scores*, which determine how a student must score in order to fall in each of the three categories.

NeSA-Writing

Since its induction in 2006, Elkhorn students have shown very high levels of mastery on the NeSA-W. 2013 marked the first year fourth graders took the more rigorous, revised online assessment. Students in grades eight and 11 took the revised online assessment beginning in 2012.



91% of 11th graders mastered the State's Writing Test in 2013



96% of 4th graders mastered the State's Reading Test in 2013

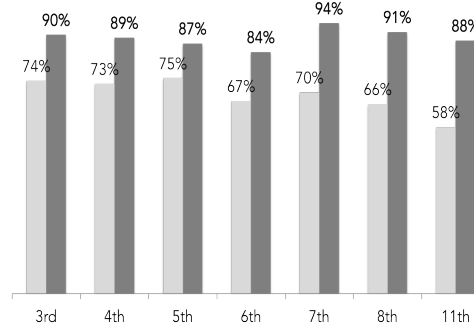
NeSA-Reading

2012-13 marked the fourth year of the State Reading Assessment, NeSA-R. Elkhorn students again showed high levels of mastery with 90 to 98 percent of students meeting or exceeding the standards. Elementary students made gains at all tested grade levels for the second year in a row.

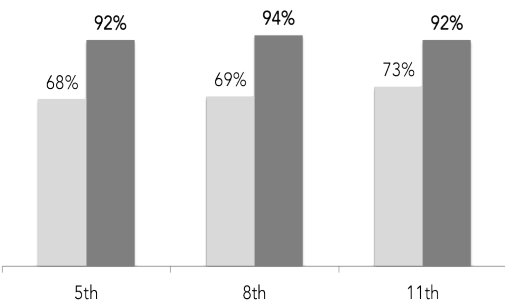
NeSA-Math

2013 marked the third year of the NeSA Math assessment. Elkhorn students maintained high levels of mastery especially at the higher grade levels.

Elkhorn's two high schools were again among the top in the state for levels of mastery on the NeSA-M assessment. Eighty-eight percent of Elkhorn 11th graders mastered the test compared to an average of 58 percent statewide.



94% of 7th graders mastered the State's Math Test in 2013



94% of 8th graders mastered the State's Science Test in 2013

NeSA-Science

In 2013, students in grades 5, 8 and 11 took the State's science assessment. Elkhorn students were among the top in the metro area in level of mastery. Notably, 94 percent of Elkhorn eighth graders mastered the assessment compared to the state average of 69 percent.

STATE RANKING SYSTEM

NePAS

The Nebraska Performance Accountability System (NePAS) is a ranking system of all school districts in the state created by the Nebraska Department of Education. Rankings reflect the total number of school districts in the state (249). It is important to note: as a district improves its status ranking, it will be more difficult to achieve high rankings in the area of growth as students near the achievement "ceiling." For example: a student who scores a perfect score one year will only be capable of a zero in growth the following year.

**Due technical issues experienced during the online writing assessment, the state did not rank writing in 2013.*

Status rank is based on the average NeSA scale scores and represents the overall achievement level of the district.

ELKHORN STATUS RANKINGS:

READING- #3

MATH- #7

SCIENCE- #3

Elkhorn was the only school district to be listed in the State's top 10 Status Rankings for two years in a row.

The State's ranking system also ranked the District in the following areas:

Improvement rank is based on the same grade-level from year to year and measures different groups of students.

Growth rank is based on the same group of students as they progress through the grade levels. Growth was only measured in the areas of reading and math for 2013.

Graduation rank is based on the "graduation cohort." The graduation cohort is assigned when a student enrolls as a ninth grader. Students must fulfill the high school graduation requirements within four years to graduate with their cohort.

To view full rankings for Improvement, Growth and Graduation, visit the State Department of Education website at <http://www.education.ne.gov/>.





ACCOMPLISHMENTS

ACT scores were at the highest in District history in 2013, with a District composite average of **24.0**

For the second year in a row, the **Elkhorn South** Girl's Golf and Boy's Tennis Teams earned **first place at State**. (2011 & 2012)

Elkhorn Valley View and **Elkhorn Ridge Middle Schools** placed first and second, respectively, in the 2013 Future Cities Regional competition.

Both EHS and ESHS were named to the *Washington Post's* list of America's Most Challenging High Schools in 2013.

EPS Students were involved in their community in 2012-2013. Students volunteered and made donations to several local and national non-profit organizations including a donation of more than \$65,000 to the American Heart Association.

81.6% of EPS High School students were involved in at least one activity during the 2012-13 school year.

High School Activities

The Elkhorn community takes great pride in the involvement of its students. More than 81 percent of EPS high school students participate in extracurricular activities. Studies show students who are involved tend to perform better in the classroom and hold higher grade point averages. Elkhorn's unprecedented decision to operate two smaller, Class B, high schools has encouraged more students to participate in athletics, clubs and other extracurriculars.

Students at both Elkhorn high schools can participate in a wide array of activities including: DECA, Debate Team, Drama Club, Color Guard, Dance Team, FBLA, FCCLA, E-Club, National Honor Society, Cheerleading, Student Council, Academic Decathlon, Mock Trial, Destination Imagination, Quiz Bowl, Foreign Language Club, Yearbook, Newspaper, Speech Team, Power Drive, Instrumental Music, S.A.D.D., Pep Club, Student Athletic Training, Intramurals, Football, Cross Country, Volleyball, Softball, Golf, Tennis, Wrestling, Track, Soccer, Swimming and Baseball.

Middle School Activities

All Elkhorn middle school students have the opportunity to participate in extracurricular activities including: Instrumental Music, Show Choir, Jazz Band, Chess Club, Computer Club, Science Club (*select schools*), Student Council, Yearbook, Drama Club, academic competitions (Math Counts, History Day, Future Cities Competition, Destination Imagination) Running Club, Football*, Volleyball*, Basketball*, Wrestling* and Track*. **Middle school sports are sanctioned by the Nebraska Schools Activities Association and therefore are offered for students in grades 7 and 8.*

Elementary Activities

Elkhorn elementary school students have the opportunity to participate in school activities including: Reading Club, Girls on the Run, Walking Club, Writing Club, Student Council, Battle of the Books, DestiNation Imagination, Safety Patrol and Drama Club.

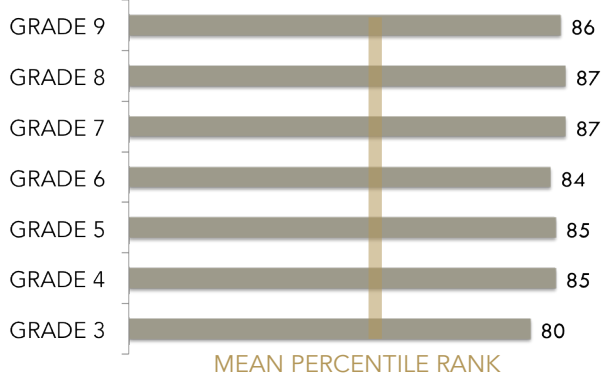
NATIONAL TESTING

Stanford 10

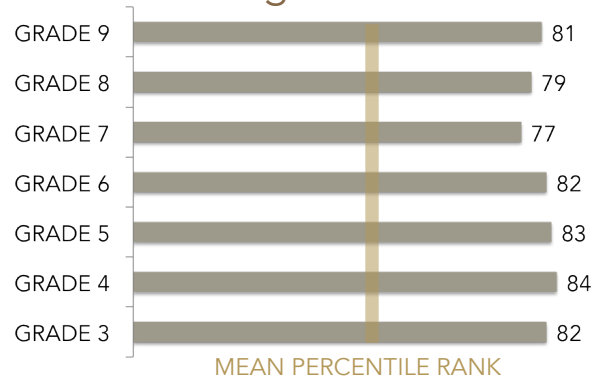
Elkhorn Students in grades three through nine took the Stanford 10 (SAT 10) Achievement test in April. The comprehensive standardized achievement test allows parents and teachers to measure student progress against a nationally representative sample of students at the same grade level.

Stanford 10 information is shared with parents and also used by teachers to identify curriculum strengths and weaknesses. Results in the following graphs indicate the percent of students in the national norm group who scored lower than Elkhorn students. For example, a percentile rank of 87 indicates that Elkhorn students, as a group, scored higher than 87 percent of their peers in the national sample. Elkhorn students consistently score well above the 50th percentile national average. The gold line marks the 50th percentile on the SAT 10 Math and Reading graphs below.

SAT 10 Math



SAT 10 Reading

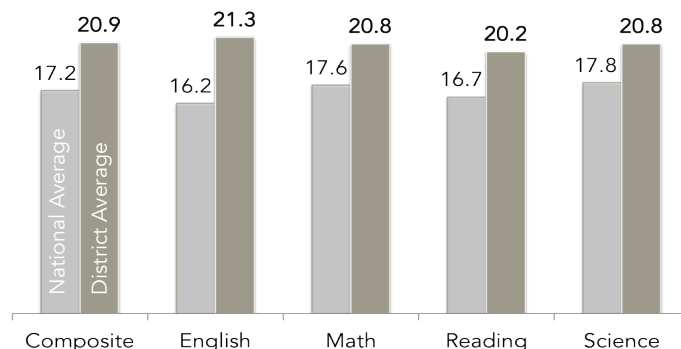


As a group, Elkhorn students out-scored 77 to 87 percent of their peers on the SAT 10 Math and Reading Tests.



PLAN Test

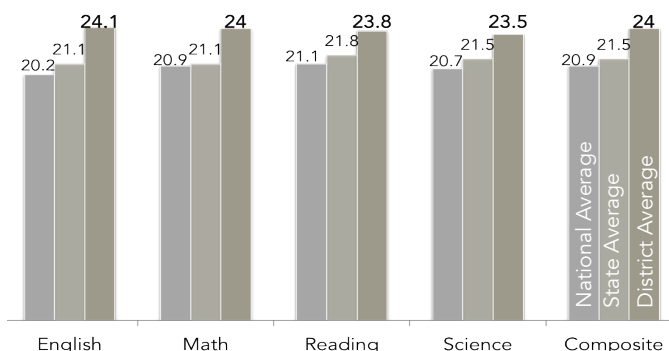
The PLAN test is given annually to all Elkhorn 10th grade students. This test is developed by the American College Testing Service (ACT) and is used to gather a variety of information, including: educational plans, career interests, predicted ACT scores and academic need areas. Elkhorn students as a group have consistently performed above national averages on this assessment.



ACT

The ACT measures the skills and higher order thinking necessary to be successful in college. In 2013, the overall average composite score for Elkhorn seniors was 24, the highest in District history.

As a group, Elkhorn students consistently score above both the State and National averages. Also notable, is that more than 90 percent of 2013 Elkhorn graduates took the ACT Test.



COURSES, CREDITS & INSTRUCTIONAL TIME

Graduation Requirements

In order to graduate from an Elkhorn high school, a student is required to accumulate 42 credits (210 semester hours) that must include the following:

8	Credits of English
6	Credits of Social Science (<i>must include American History and Government</i>)
6	Credits of Mathematics (<i>Must include Algebra 1</i>)
6*	Credits of Science (<i>Must include Biology</i>)
2	Credits of Physical Education
1	Credit of Technology (<i>Career Information Technology Course</i>)
14	Credits of Electives

Students planning to attend a four-year college or university after graduation are encouraged to take the recommended ACT CORE CURRICULUM, which includes four years of English; three or more years of Math (with Algebra I, II and geometry as the minimum); three or more years of social science; and at least three years of natural science. *Beginning with the graduating class of 2015, students must complete six hours of science credits.

Students Graduating With 50 or More Credits

2013	53.8%
2012	50.3%
2011	49.0%
2010	40.8%



High School Course Offerings

Elkhorn high schools offer a total of 689 instructional units (state minimum is 400) in the subject areas of Language Arts, Social Sciences, Mathematics, Science, World Language, Career/Technical Education, Physical Education/Health and Visual Performing Arts.

Advanced Placement Courses

Elkhorn high schools offer rigorous, college-level Advanced Placement courses in English Literature and Composition, English Language and Composition, Calculus (AB and BC), Chemistry, Spanish, Statistics, Biology, U.S. History, World History and European History. Students may earn college credit in any of these classes upon successful completion of a National Advanced Placement Exam in May.

AP Courses: Enrollment

	District Totals
AP HISTORY*	352
AP BIOLOGY	42
AP ENGLISH*	258
AP CHEMISTRY	53
AP CALCULUS*	109
AP SPANISH	18
AP STATISTICS	40

*Numbers reflect enrollment for multiple courses. AP History numbers include those enrolled in U.S. History, World History and European History, AP English numbers reflect those enrolled in English Literature and Language, AP Calculus numbers include both the AB and BC classes.

Elkhorn was one of only two districts in the state to be named to the AP Honor Roll two years in a row (2012 & 2013)

Instructional Time Report

HIGH SCHOOL

Total Instructional Hours Required	1,080 Hours
Total Instructional Hours Scheduled	1,165.25 Hours
Total Instructional Hours Attended	1,140.51 Hours

60.51 hours or 9.19 days
over the minimum requirement

MIDDLE SCHOOL

Total Instructional Hours Required	1,080 Hours
Total Instructional Hours Scheduled	1,165.25 Hours
Total Instructional Hours Attended	1,140.51 Hours

60.51 hours or 9.19 days
over the minimum requirement

ELEMENTARY SCHOOL

Total Instructional Hours Required	1,032 Hours
Total Instructional Hours Scheduled	1,111.25 Hours
Total Instructional Hours Attended*	1,090.37 Hours

58.37 hours or 9.19 days
over the minimum requirement

*The instructional time for students at Manchester Elementary in 2012-13 was 6.35 hours less than the District total, due to a power outage.

93.6% of 2013 graduates
plan to attend a two or four-year
college or university.

174 Elkhorn graduates
received scholarships.

More than \$11 million in scholarship
money was awarded to
Elkhorn and Elkhorn South students
from the class of 2013.

DISTRICT NOTICES

Special Education Child Find

Any resident of the Elkhorn Public School District may refer a child for special education services because of speech, language, hearing, visual, physical or behavioral impairments, learning disabilities, or problems in mental development. Please contact the Office of Student Services at (402) 289-2579.

Student Assistance Program


The Elkhorn Public Schools makes available a student assistance program through Arbor Family Counseling to provide assessment, counseling and referral services to students and families who may be experiencing problems with peer relationships, family relationships, violent/aggressive behaviors, eating disorders, drug/alcohol abuse and other concerns. The Elkhorn student assistance program can be accessed by calling (402) 330-0960 or (800) 922-7379.

Notice of Non-discrimination

The District does not discriminate on the basis of race, color, religion, national origin, sex, marital status, disability, or age, in admission or access to or treatment of employment, or in its programs and activities, and the District provides equal access to the Boy Scouts and other designated youth groups. The following person has been designated to handle inquiries regarding the non-discrimination policies: Bary Habrock, Assistant Superintendent, 20650 Glenn Street, Elkhorn, Ne 68022, (402) 289-2579.

Nebraska Seat Belt Reminder

All children up to age six riding in any motor vehicle must be properly secured in an appropriate child restraint system that meets Federal Motor Vehicle Safety Standards. This requirement is effective for all persons operating a motor vehicle within the State of Nebraska. No matter the length of the trip, all riders should buckle up at all times in a motor vehicle.





OUR STAFF

Elkhorn Public Schools takes pride in the quality and dedication of its staff. In 2012-2013 the District employed more than 800 people.

Elkhorn teachers value continued education. In 2012-2013, nearly 65 percent of Elkhorn Teachers had Masters Degrees and six had earned doctorates.

Certified Staff 2012-2013

Classroom Teachers	352
Special Education Teachers/Specialists	83
Guidance Counselors	17
Media Specialists	12
Gifted Education Teachers	8
Reading Specialists	6
Specialists, Coordinators, Athletic Directors	9
Administrators	20

Average Teacher Salary

ELKHORN	\$48,533
STATE	\$48,995

Average Years of Teaching Experience

ELKHORN	13.11 Years
STATE	15.03 Years

Teaching Staff With Masters Degrees

ELKHORN	64.92%
STATE	49.27%

NCLB Endorsed Teachers

The No Child Left Behind (NCLB) Act requires all teachers, teaching in the content areas it identifies as core academic areas, to demonstrate that they have sufficient content knowledge in that subject. Teachers in Nebraska meet this requirement by holding the appropriate endorsement for the courses/classes taught or by successfully completing a state evaluation.

ELKHORN	100.00%
STATE	99.70%

Our Leadership

EPS employs six central office administrators, 14 principals and three assistant principals. EPS is one of the lowest spending districts in the Learning Community of Douglas and Sarpy Counties in terms of administrative costs (percent of overall budget).

Superintendent	Steve Baker
Associate Superintendent	Dr. Cindy Gray
Assistant Superintendent	Bary Habrock
Exec. Dir. of Business and Finance	Pam Roth
Dir. of Student Services	Lee Frye
Dir. Business Support Services	Ryan Lindquist
Dir. of Personnel	Dr. Don Pechous

LEADERSHIP & FINANCE

**Denotes the most recent available figures.*

Tax Levy

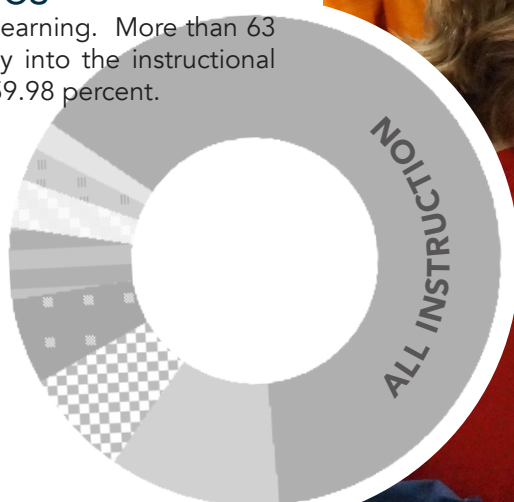
The EPS tax levy is determined by the District's general, bond and building funds. The common general and common building fund levies are set by the Learning Community of Douglas and Sarpy

TOTAL LEVY	
2009-10	1.3050
2010-11	1.3150
2011-12	1.3150
2012-13	1.3150

2011-2012* Expenditures

EPS maintains a strong focus on student learning. More than 63 percent of the total budget goes directly into the instructional budget, compared to a state average of 59.98 percent.

Other Expenditures	1.93%
Federal Expenditures	2.16%
General Admin.	3.19%
Office of the Principal	4.73%
Support Services-Staff	5.70%
Pupil Support Services	7.06%
Maintenance and Operation	11.33%
All Instruction	63.90%



Per Pupil Spending

EPS maintains one of the lowest per pupil costs in both the Learning Community of Douglas and Sarpy Counties as well as the State. In 2011-12* the per pupil spending average at EPS was \$9,464.97 compared to the State average of \$10,709.67



AdvancED Accreditation

Elkhorn Public Schools is proud to be an AdvancED accredited school system. AdvancED accreditation is a voluntary process the District participates in to ensure continuous improvement, rigor in curriculum, and access to educational best practices. AdvancED allows the District to participate in an external and objective review of the District.

John Marasco president
Calvin Bull Secretary
Ann Long Treasurer

Aaron Clark
Chuck Burney
Ron Riggle



Board of Education

The Elkhorn Board of Education meets on the second Monday of each month at the Administration Building, 20650 Glenn Street. As the elected governing body of the School District, the Elkhorn Board of Education serves as the liaison between the community and professional educators. Your input is welcome as the Board prepares strategic plans, writes educationally sound policies and plans for District growth. The Board continually assesses community priorities and invites the residents of the District to write, call or appear before the Board. If you would like to be on the School Board Agenda, call (402) 289-2579 by the Thursday prior to the meeting date, or write a request to Superintendent of Schools, Stephen Baker at 20650 Glenn Street, Elkhorn, NE 68022.



More information on individual schools and detailed boundary maps available at elkhornweb.org



OUR SCHOOLS

There are currently nine elementary schools, three middle schools and two high schools that make up the Elkhorn Public School District—with an additional middle school under construction. Grandview Middle School (opening fall 2014) will be the 10th Elkhorn school opened since 2000.



Elkhorn High School

Opened: 1980
1401 Veterans Drive
402-289-4239
Principal: Dan Radicia
Asst. Principal: Luke Ford



Elkhorn Ridge Middle School

Opened: 2003
17880 Marcy Street
402-334-9302
Principal: Kevin Riggert



Elkhorn Valley View Middle School

Opened: 2011
1313 South 208TH Street
402-289-0362
Principal: Chad Soupir



Hillrise Elementary

Opened: 1979
20110 Hopper Street
402-289-2602
Principal: Deb Madden



Manchester Elementary

Opened: 2006
2750 HWS. Cleveland Blvd.
402-289-2590
Principal: Amy Christ



Spring Ridge Elementary

Opened: 2000
17830 Shadow Ridge Drive
402-637-0204
Principal: Laurinda Petersen



West Bay Elementary

Opened: 2013
3220 S. 188th Avenue
402-289-9045
Principal: Jen Coltvet



Elkhorn South High School

Opened: 2010
20303 Blue Sage Parkway
402-289-0616
Principal: Mark Kalvoda
Asst. Principal: Britnie Cox



Elkhorn Middle School

Opened: 1967
3200 N. 207th Plaza
402-289-2428
Principal: Deb Garrison



Opening Fall 2014

Elkhorn Grandview Middle School

Opening: 2014
17801 Grand Avenue
Principal: Mike Tomjack



Fire Ridge Elementary

Opened: 2005
19660 Farnam Street
402-289-0735
Principal: Anne Doerr



Sagewood Elementary

Opened: 2013
4910 N. 177th Street
402-289-9078
Principal: Jan Peterson



Skyline Elementary

Opened: 1975
400 S. 210th Street
402-289-3433
Principal: Andrew Luebbe




West Dodge Station Elementary

Opened: 2010
18480 California Street
402-289-2773
Principal: Pam Wahl



Westridge Elementary

Opened: 1961
3100 N. 206th Street
402-289-2559
Principal: Troy Sidders



2013 Climate Survey Results

Each spring, EPS gives parents the opportunity to submit feedback about the District and their school through a climate survey. Below is a short summary of the 2013 results.

My school provides a safe environment for learning.

97.5% of parents AGREE or STRONGLY AGREE

My school is adequately preparing my child for the next grade level.

93.6% of parents AGREE or STRONGLY AGREE

My school is committed to student learning.

96.3% of parents AGREE or STRONGLY AGREE

GROWING WITH OUR
COMMUNITY.

ELKHORN PUBLIC SCHOOLS
ANNUAL REPORT 2012-2013



ELKHORN
PUBLIC SCHOOLS