

ELKHORN PUBLIC SCHOOLS

January 2018

District Growth and Facility Needs

Summary of Bond Resolution

\$149,615,000

New Schools

- ▶ High School
- ▶ Middle School
- ▶ Elementary School

Land Acquisition

- ▶ 3 Future Elementary Sites
- ▶ 2 Future Middle School Sites

Existing Facilities

- ▶ Early Childhood at Blue Sage
- ▶ Kitchen and FCS Remodel at EMS, Hillrise, Skyline, and Westridge
- ▶ Lighting and Window Update at EMS, EHS, Central Office, Hillrise, and Westridge
- ▶ Flooring at Fire Ridge, Manchester, and EHS
- ▶ EPS Stadium Expansion
- ▶ Roofing Projects at EHS, EMS, Westridge, Hillrise, and Spring Ridge
- ▶ Mechanical Projects at EHS, EMS, Westridge, Hillrise, and Central Office
- ▶ Parking and Playground Resurfacing Projects at Hillrise, Skyline, Westridge, and Central Office

New Schools

High School #3-Construction beginning April 2018,
estimated completion August 2020.

Estimated cost: \$78,589,420

Elementary #12-Construction beginning March 2019,
estimated completion August 2020.

Estimated cost: \$19,031,250

Middle School #5-Construction beginning April 2019,
estimated completion August 2021.

Estimated cost: \$32,327,750

**Remodels,
Updates,
and
Additions**

Elkhorn Public Schools Stadium Expansion-beginning February 2020, estimated completion August 2020.

Estimated cost: \$2,400,475.

Elkhorn Early Childhood Center at Blue Sage
Elementary-beginning August 2020, estimated completion August 2021.

Estimated cost: \$2,496,900.

Kitchen and Family and Consumer Science Remodels at Elkhorn MS, Hillrise, Skyline, and Westridge-beginning May 2018, estimated completion of all projects, August 2019.

Estimated cost: \$1,456,525.

**Remodels,
Updates,
and
Additions**

LED lighting and ceiling updates - Hillrise, Elkhorn MS, Elkhorn HS-beginning May 2018, entire project completion August 2019.

Estimated cost: \$1,430,135

Stadium lighting replacement - Elkhorn Public Schools District Stadium and Elkhorn MS-beginning May 2018, estimated project completion August 2020.

Estimated cost: \$406,000

Replace flooring - Fire Ridge, Manchester Elementary and remaining classrooms at Elkhorn High School-beginning May 2018, estimated completion August 2018.

Estimated cost: \$334,950

**Remodels,
Updates,
and
Additions**

Roofing projects - Elkhorn High, Elkhorn Middle, Westridge, Hillrise, Spring Ridge, and Central Office-beginning May 2018, estimated completion of all projects, August 2019.

Estimated cost: \$1,006,880

HVAC/Mechanical projects - Elkhorn High, Elkhorn Middle, Westridge, Hillrise, and Central Office-beginning May 2019, estimated completion of all projects, August 2020.

Estimated cost: \$2,618,700

Remove and replace asphalt playground surface - Hillrise, Skyline, and Westridge; and Central Office parking lot-beginning May 2018, entire project completed August 2019.

Estimated cost: \$720,650

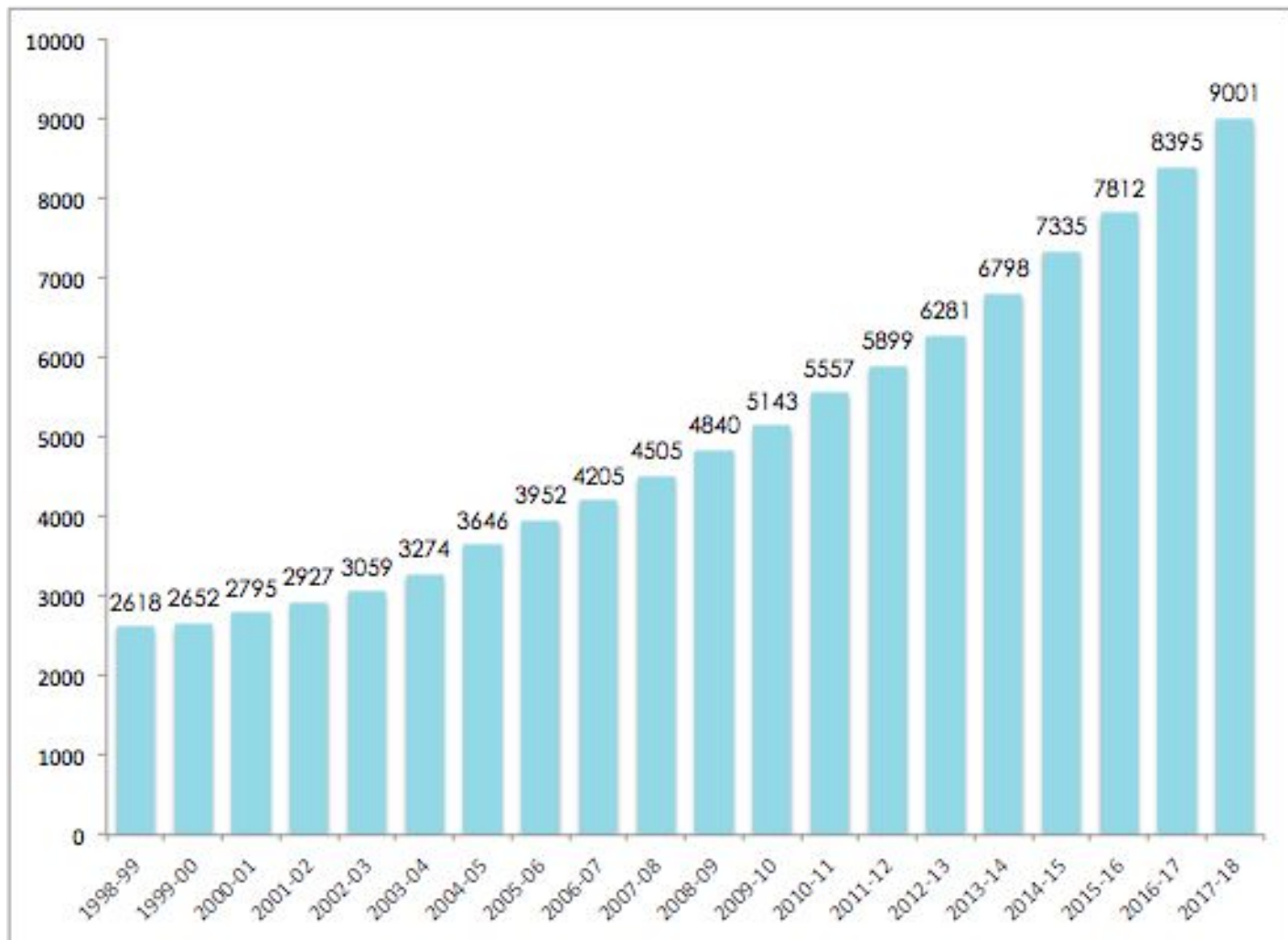


Site Acquisition

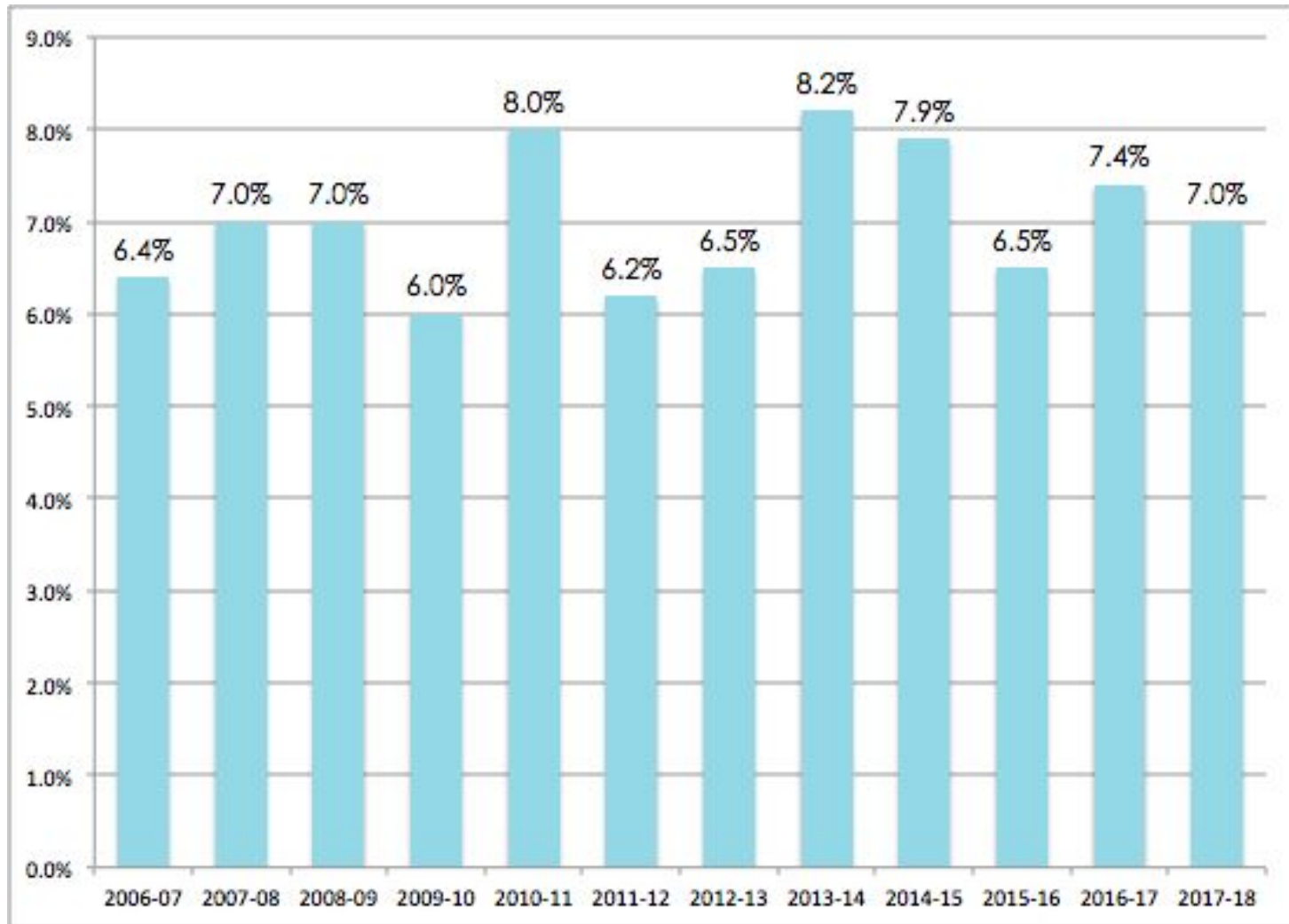
Site Acquisition - Acquire 2 middle school sites and 3 sites for elementary schools. Estimated cost: \$6,795,425

**EPS
20-Year
Enrollment
Growth**

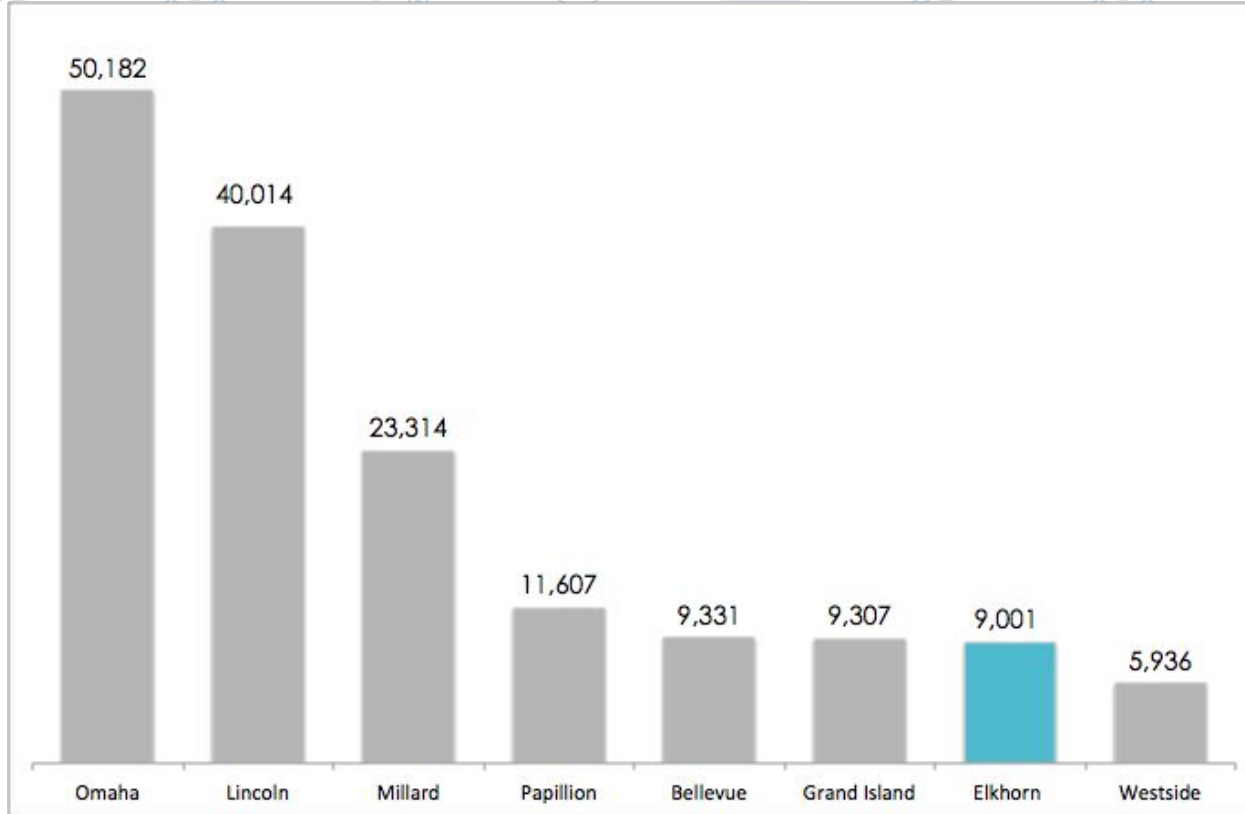
**2017-18
Enrollment
9001 (K-12)
7% Growth**



Percent of Growth



ELKHORN IS THE 7TH LARGEST SCHOOL DISTRICT IN NEBRASKA



2017-18
K - 12
Enrollment Data

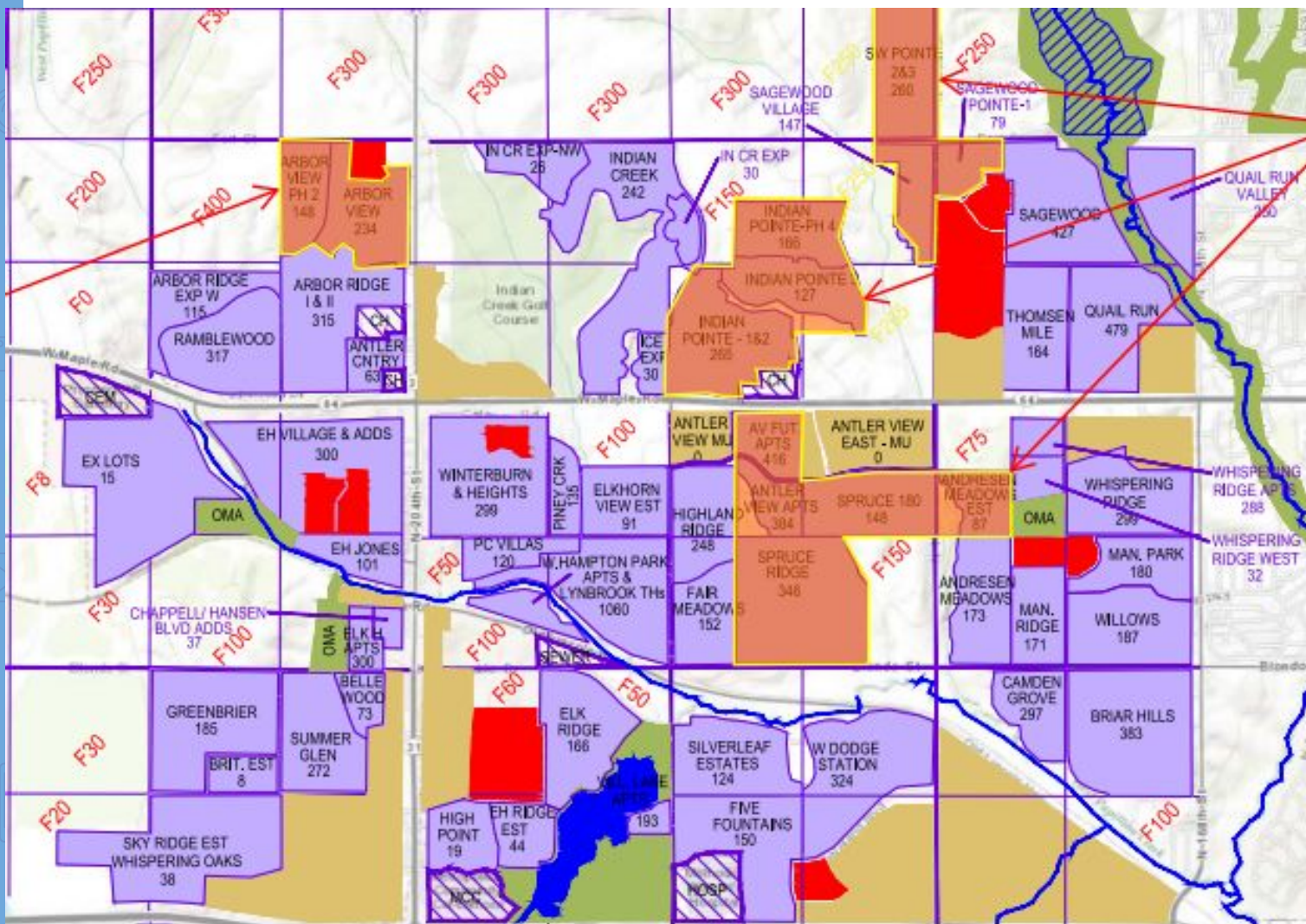
Northwest Development

382 lots

Northeast Development

2765 lots

plus 800 apartments

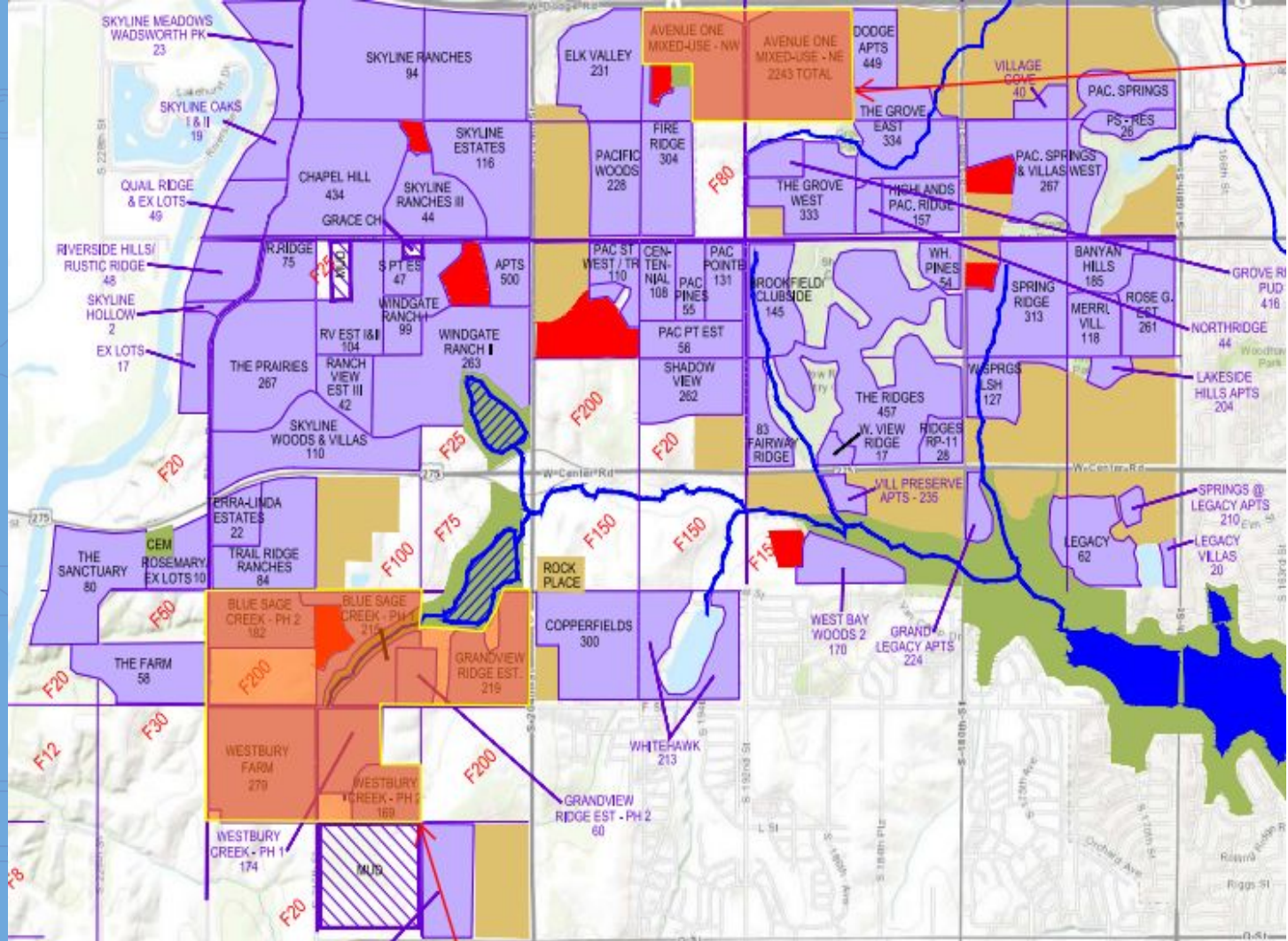


Southeast Development

2243
apartments

Southwest Development

1498 lots



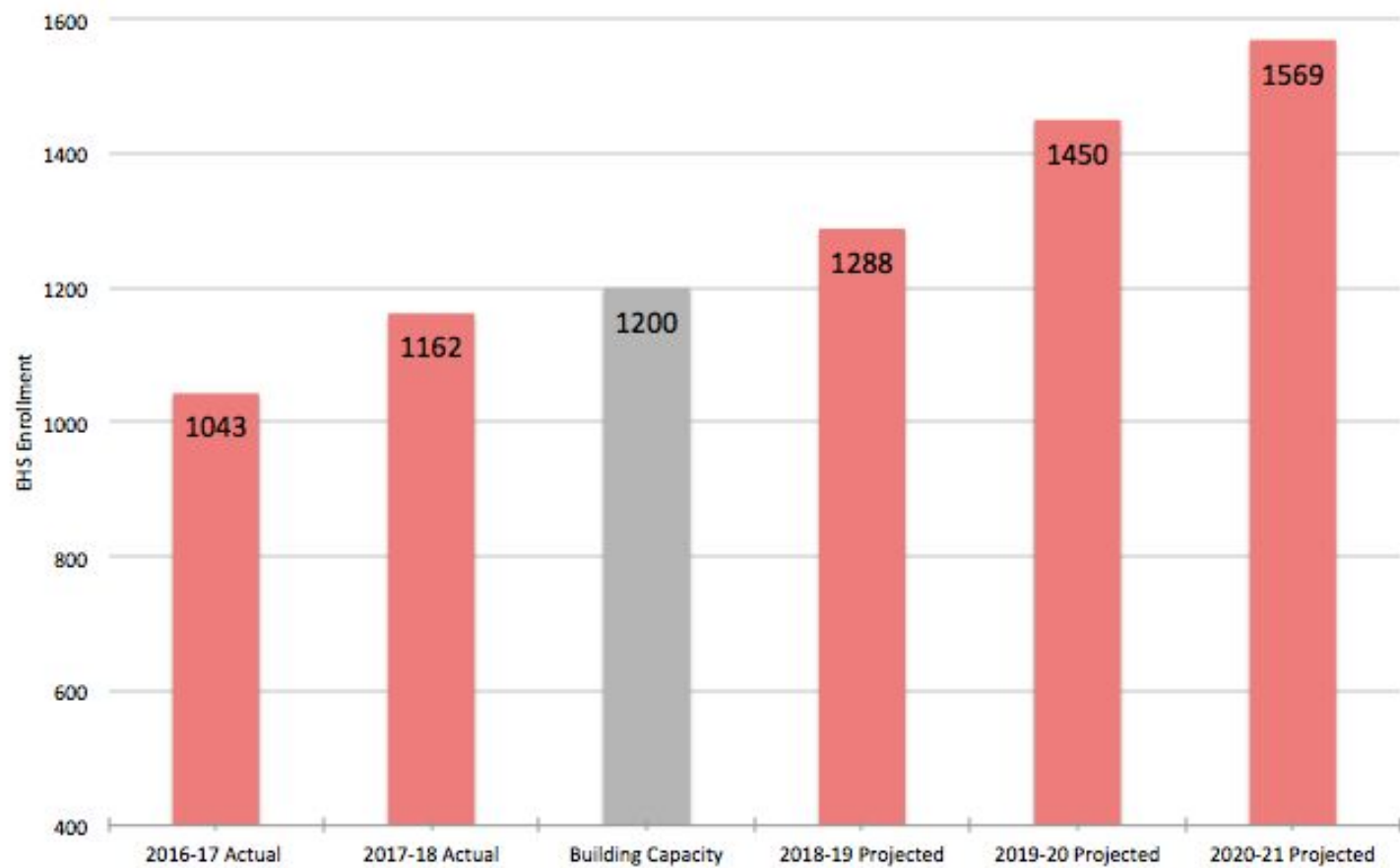
	16-17 Actual	17-18 Actual/Projected	Building Capacity	18-19 Projection	19-20 Projection
Arbor View	285	337/323	450	356	380
Westridge	312	340/328	450*	362	381
Hillrise	320	371/324	420	421	465
Sagewood	378	422/399	450	468	499
Manchester	520	522/565	522	566	595
West Dodge	427	425/441	450	450	496

	16-17 Actual	17-18 Actual/Projected	Building Capacity	18-19 Projection	19-20 Projection
Fire Ridge	509	496/515	522	507	487
Spring Ridge	542	559/551	522	550	552
West Bay	430	426/453	486	443	443
Skyline	457	524/495	492	*370	383
Blue Sage				*176	*192

	16-17 Actual	17-18 Actual/Projection	Building Capacity	18-19 Projections	19-20 Projections
EMS	429	468/464	625	509	539
EGMS	555	613/642	700	642	713 *(745 in 20-21) *(805 in 21-22)
ERMS	502	509/516	700	518	527
EVVMS	523	562/523	700	559	593

	16-17 Actual	17-18 Actual/Projection	Building Capacity	18-19 Projection	19-20 Projection *(2890 in 19-20) *(3083 in 20-21)
EHS	1043	1162/1162	1200	1288	1450
ESHS	1198	1265/1276	1800	1356	1440

EHS Enrollment Projections



Houses Under Construction

North of Dodge Street		South of Dodge Street
159	October 2012 (337)	178
246	October 2013 (402)	156
246	October 2014 (385)	139
226	October 2015 (422)	196
237	October 2016 (390)	153
310	October 2017 (453)* <small>*Highest since 2004 - 488</small>	143

**Potential
Timeline for
Issuance of
Bonds**

Spring 2018	\$ 30.275 million
Spring 2019	\$ 74.550 million
Spring 2020	\$ 37.100 million
Spring 2021	\$ 7.690 million

Total \$149.615 million

District Valuation Assumptions

2017-2018 8.02% increase (most recent 5 year increases have ranged from low of 4.5% for 2012-2013 to high of 8.8% for 2015-2016)

2018-2019	6% increase
2019-2020	6% increase
2020-2021	5% increase
2021-2022	5% increase
2022-2023	5% increase
2023-2024 & beyond	4% increase

Anticipated Bond Levies

2018-2019 Increase to \$.340 (+3.0 cents)

2019-2020 Increase to \$.385 (+4.5 cents)

2020-2021 Increase to \$.410 (+2.5 cents)

2021-2022 Decrease to \$.405 (-0.5 cents)

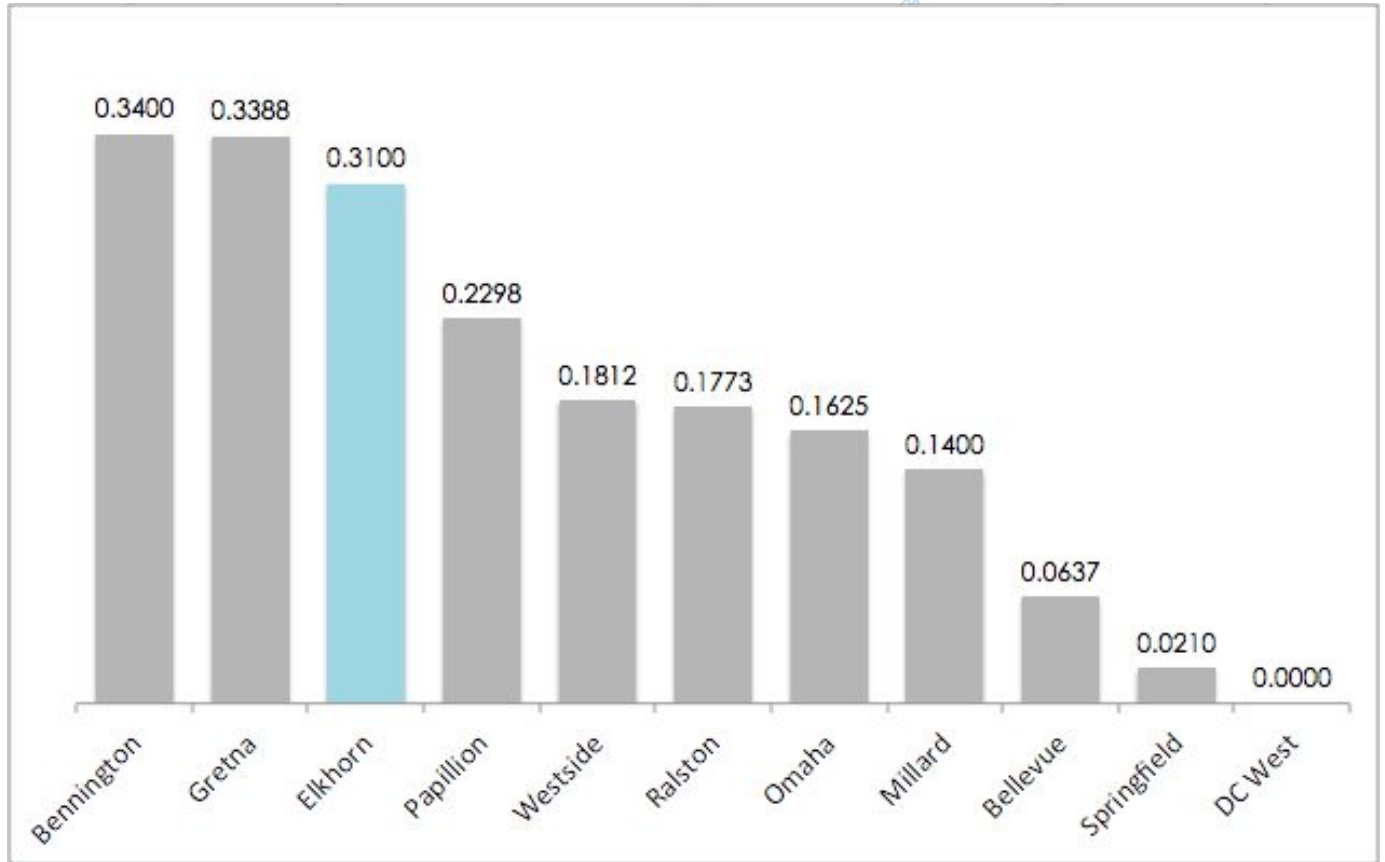
2022-2023 Decrease to \$.375 (-3.0 cents)

2023-2024 Decrease to \$.365 (-1.0 cent)

Anticipated Bond Levy in 2020-2021 (levy maximum) will result in the annual additional cost to a homeowner of a house valued at \$150,000 of \$150 or \$12.50/month.

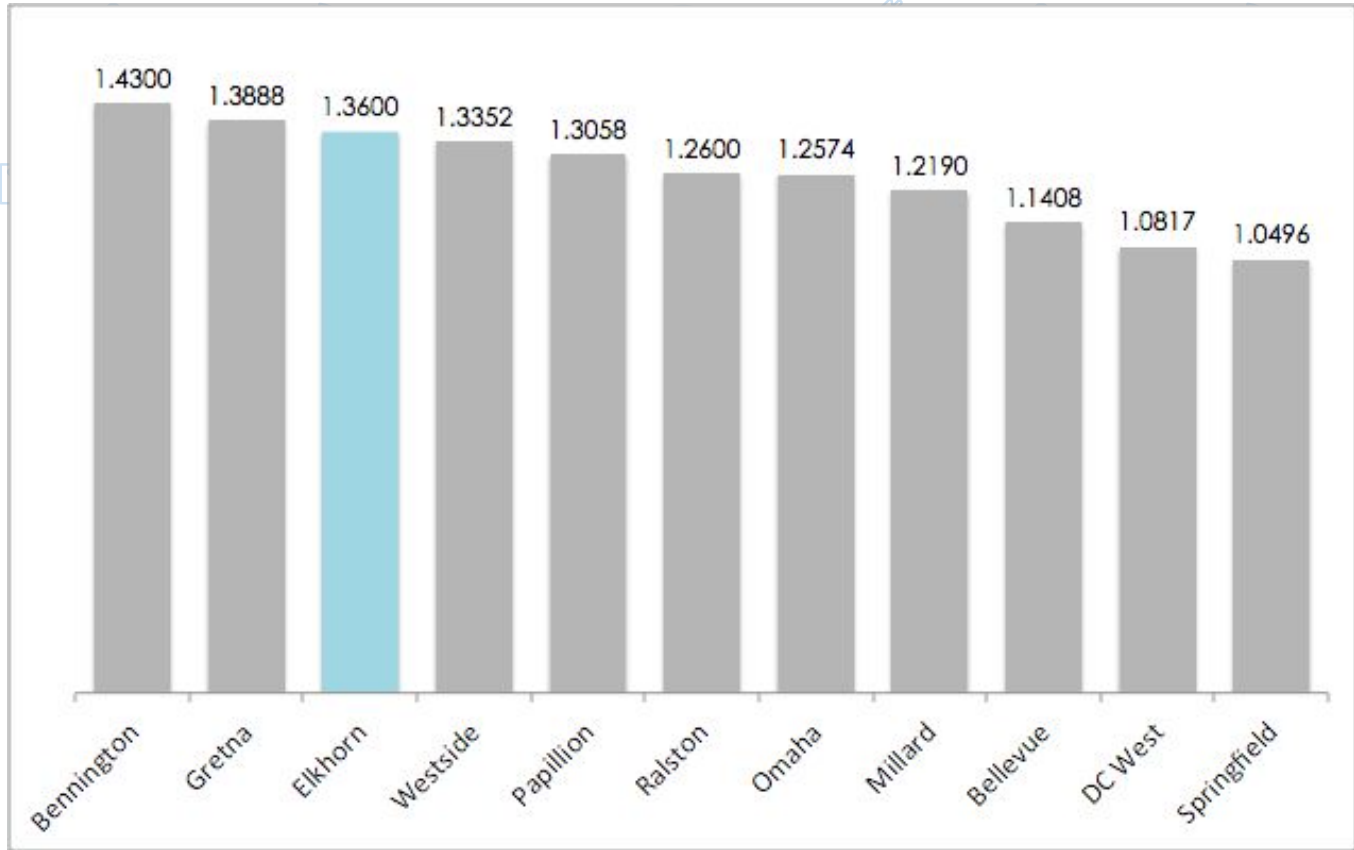
LEARNING COMMUNITY BOND LEVIES

2017-2018



LEARNING COMMUNITY TOTAL LEVIES

2017-2018



PER PUPIL SPENDING

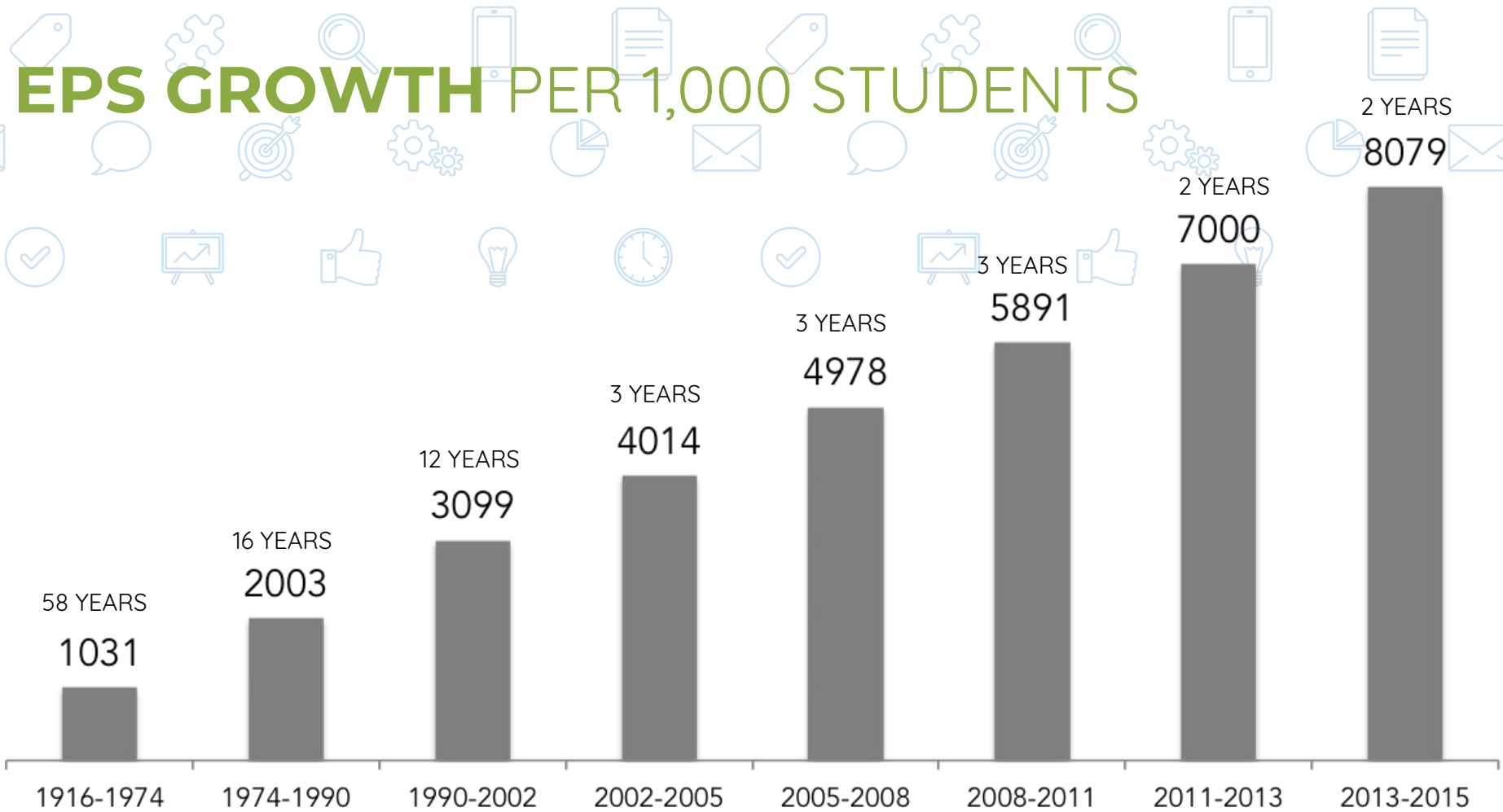
2016-2017

BENNINGTON	\$9,137.46
GRETNA	\$9,356.35
MILLARD	\$9,548.89
ELKHORN	\$10,009.39
NORRIS	\$10,108.37
PAPILLION-LA VISTA	\$10,279.93

NEBRASKA AVERAGE \$12,230.02

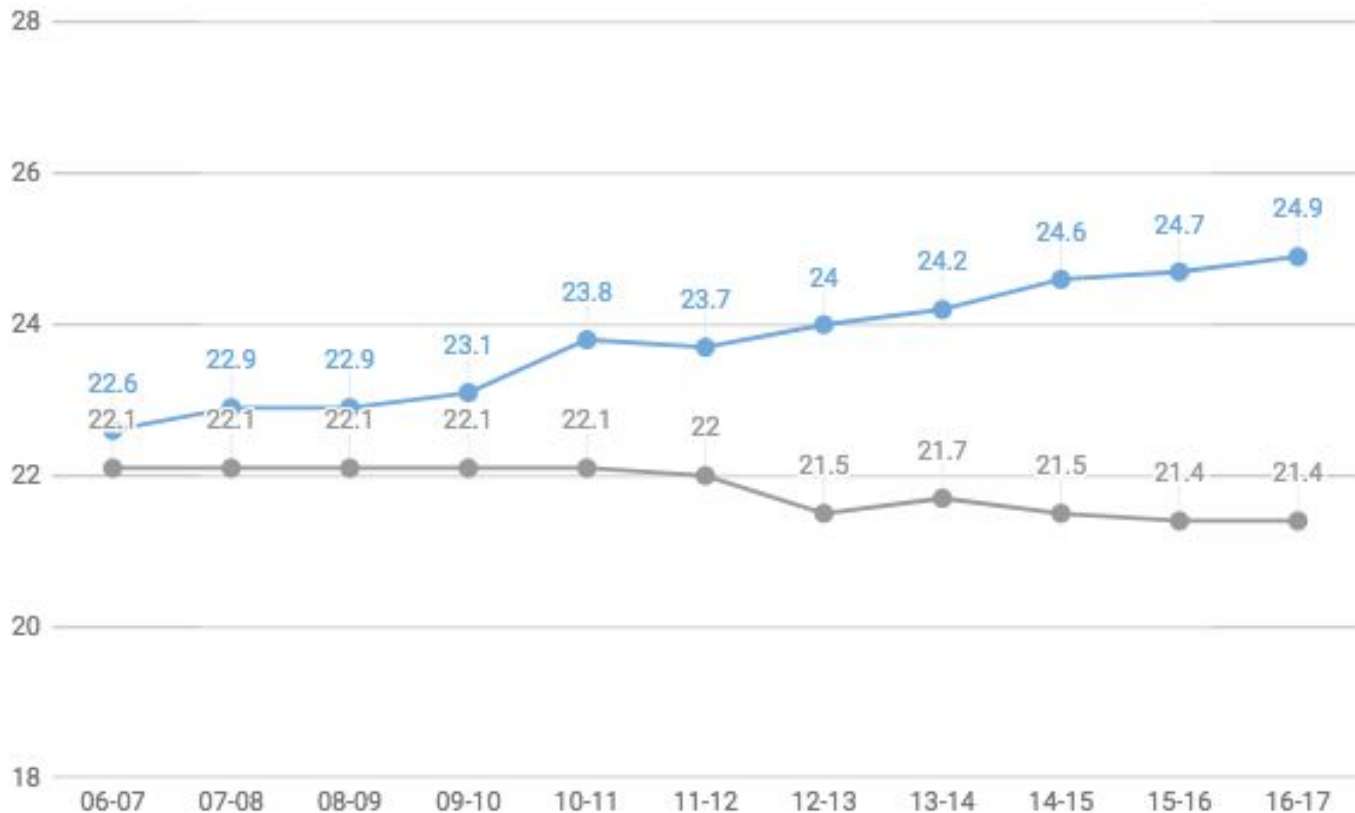
**Elkhorn is the 4th
Lowest Spending
District in Nebraska for
Per Pupil Instructional
Costs**

EPS GROWTH PER 1,000 STUDENTS



ACT Composite

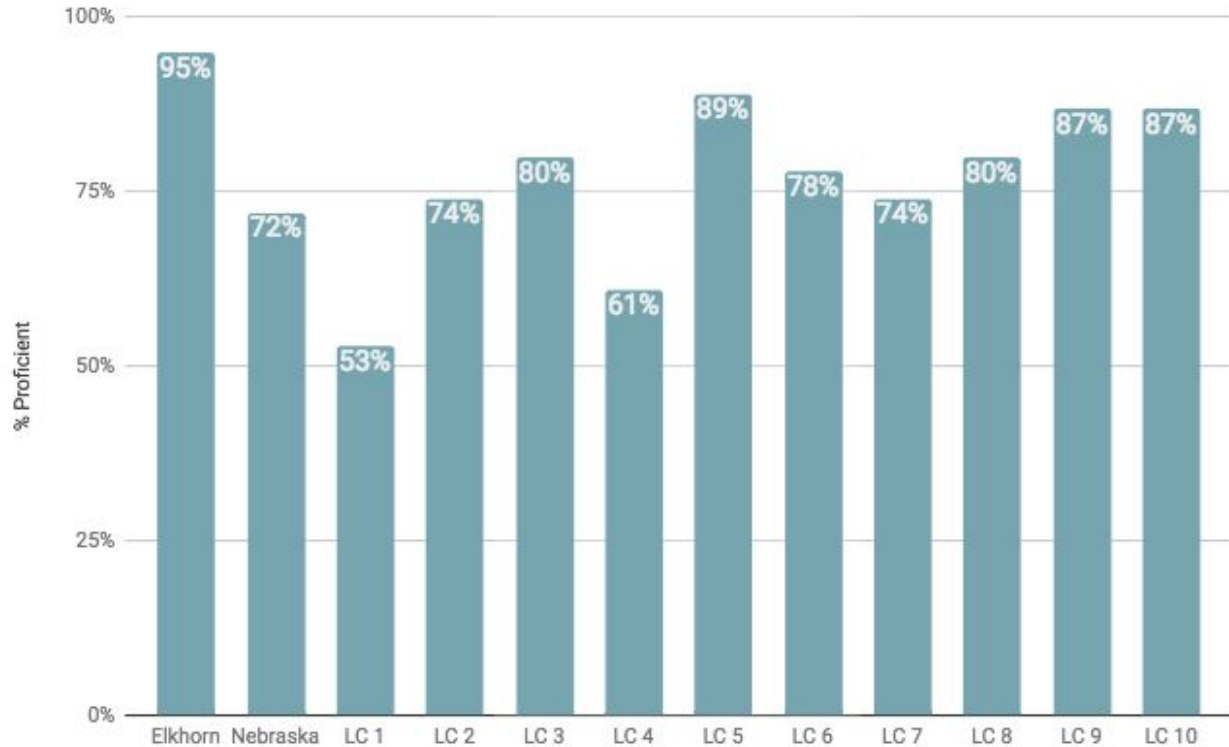
Comparison of EPS and State Trends for Graduating Seniors



Elkhorn students show higher overall proficiency levels in comparison with all other class A and B schools in the state

Math is just one example

NeSA 2017 - Percent Proficient MATHEMATICS Grades 3-8 Learning Community



Elkhorn is a Very High Achieving District

- Elkhorn is one of only 5 districts in the state to receive the highest rating of “Excellent” in Nebraska’s school classification process.
- Elkhorn High Schools have been recognized on the Advanced Placement (AP) Honor Roll for 6 consecutive years. No other Nebraska school has been named for more than 2 years.
- 96% of EPS Graduates successfully complete Algebra II
- The EPS Class of 2017 had a 99.3% graduation rate
- 78% of EPS high school students participate in at least one extracurricular activity.
- A 2017 Stanford University study gave EPS the highest possible rating at the 100th percentile. The study found that Elkhorn students achieved 6.4 years of growth during 5 years of school.
- 2017 EPS graduates earned scholarship dollars totaling nearly 25.5 million.



QUESTIONS?

INFO@EPSNE.ORG