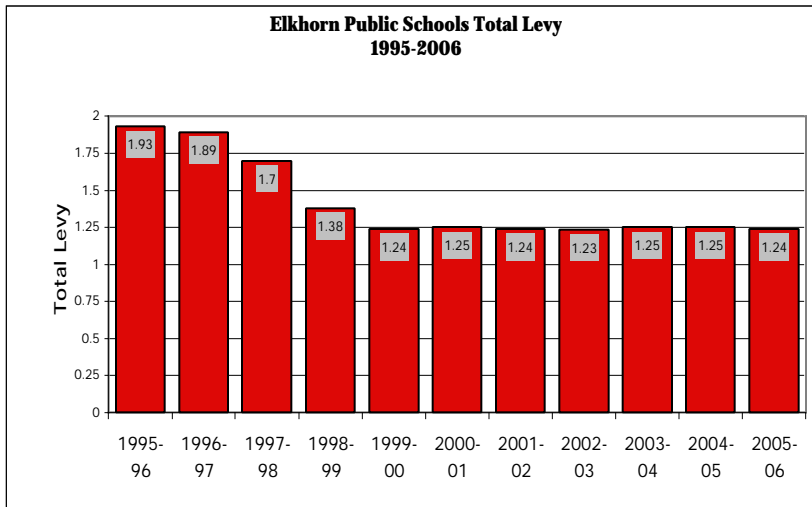
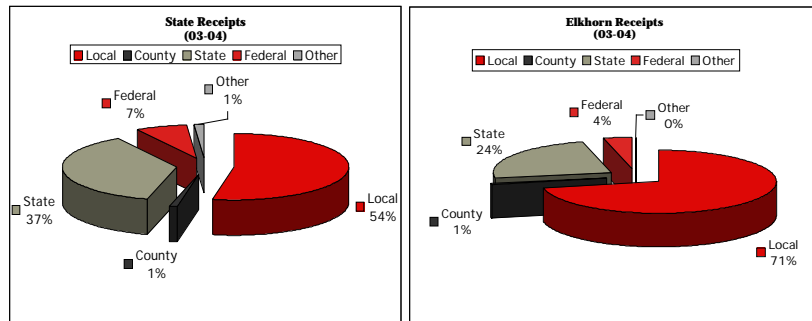


Finance Information Levy Information



The district property tax levy has remained stable, even with the addition of bonded indebtedness in 1998, 2000, 2002, and 2004.

State and Local Receipts 2003-04



Compared to the State of Nebraska, Elkhorn Public Schools receives a smaller percent of its receipts from state and federal dollars, and a larger proportion from local funding.



2004-2005 Elkhorn Public Schools State of the Schools Report

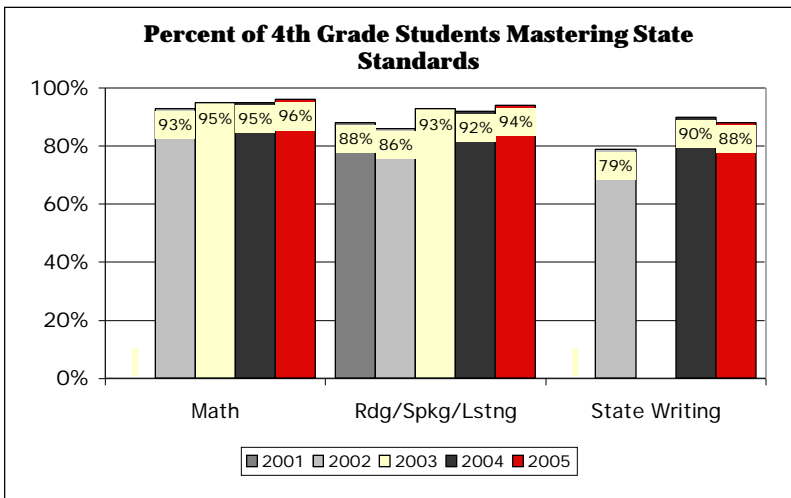
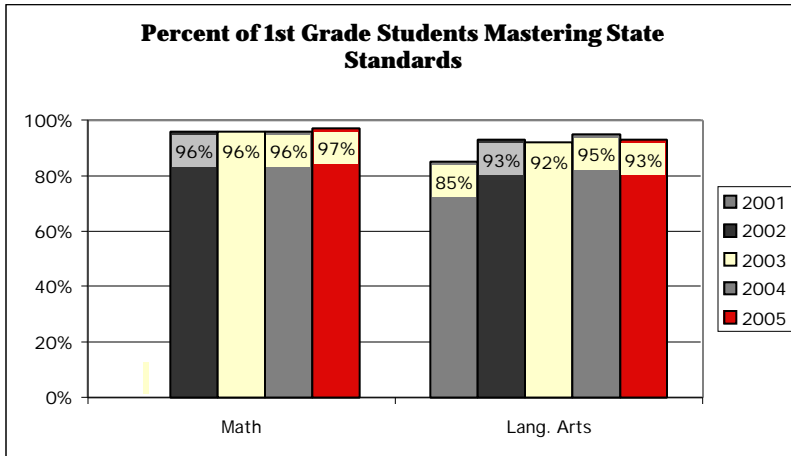
Student Characteristics	Nebraska Average	Elkhorn Average
Students eligible for free / reduced price meals	34.86%	8.97%
Annual % of students moving in or out of the district	14.62%	6.34%
Students learning the English language	5.82%	2.03%
Students receiving special education services	15.46%	13.99%

Elkhorn District Assessment Ratings

Each Nebraska district receives a rating for the quality of district assessments, as well as a student performance rating based on the percent of students achieving mastery in the areas of reading and mathematics. Elkhorn has been recognized as a district with both exemplary assessment quality and exemplary student performance for grades 4, 8, and 11. Elkhorn Public Schools also met all federal accountability requirements for 2004-2005.

State Accountability Ratings for Elkhorn Public Schools							
	2003-2004	Un-acceptable	Acceptable	Good	Very Good	Exemplary	Students Assessed
Grade 4	Assessment Quality					X	
	% of Students Mastering Math Standards					X	99%
Grade 8	Assessment Quality					X	
	% of Students Mastering Math Standards					X	99%
Grade 11	Assessment Quality					X	
	% of Students Mastering Math Standards					X	97%
Federal Accountability Adequate Yearly Progress (AYP) Ratings for Elkhorn							
Grade 4 - MET		Grade 8 - MET			High School - MET		

Student Performance on State Standards Assessments 2004-2005



Over 90% of Elkhorn first graders achieved mastery of state standards assessments in the areas of mathematics and language arts in 2004-2005. Fourth grade mastery for 2005 included 96% of students in mathematics; 94% in reading, speaking, and listening; and 88% mastery in writing. Note that the statewide writing assessment was not administered in 4th grade during 2002-2003.

District Notes

Student Achievements

- 176 juniors and seniors are enrolled in Advanced Placement Courses (AP), with 23% of the senior class enrolled in 2 or more AP courses
- 75% of 2005 Elkhorn graduates went on to attend a four year college/university, and another 10% went on to attend trade school
- 68 (33.4%) of 2005 Elkhorn seniors received scholarships with a total value of approximately \$2.8 million

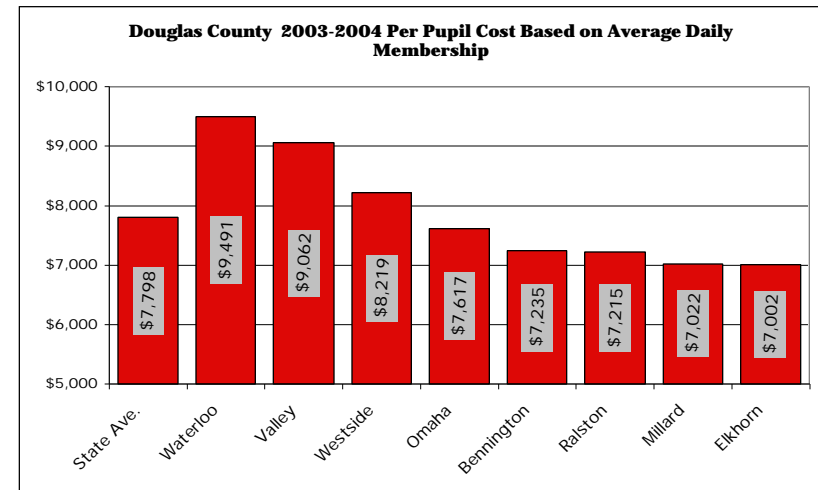
Noteworthy Teacher Information

- 57% of Elkhorn teachers have earned Master's Degrees and 3 faculty members have earned Doctorate Degrees
- Science teacher Carol Engelmann received a prestigious 2004-05 Einstein Fellowship award
- Art teacher Jane Kathol received a 2005 Arts Educator of the Year award from the Nebraska Arts Council

Learning Climate Surveys

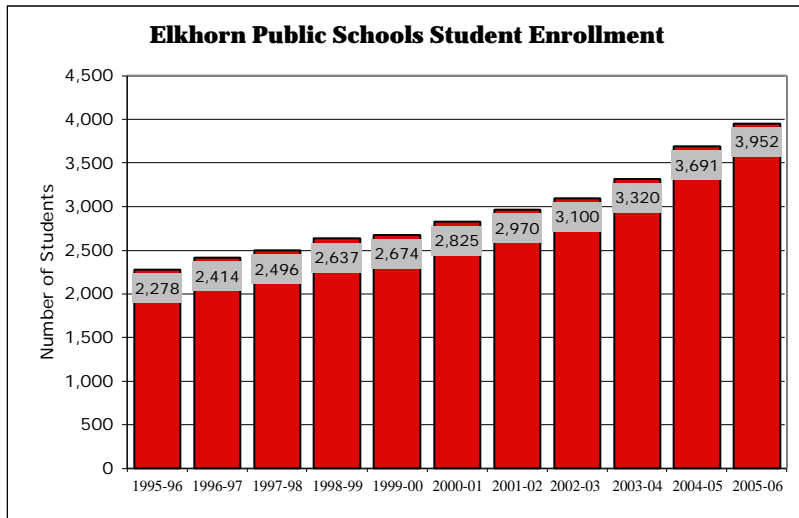
- 99% of Elkhorn High School parents strongly agreed or agreed with the statement "I feel the educational environment at my child's school is conducive to learning."
- 98% of Elkhorn High School parents strongly agreed or agreed with the statement, "The school appears to be committed to continuous school improvement."

Finance Information



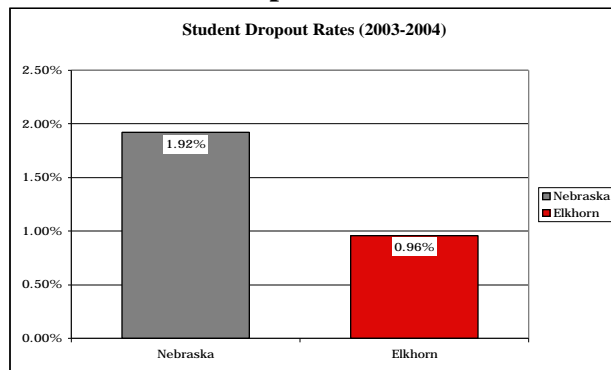
Based on the most recent data, Elkhorn Schools had the lowest per-pupil cost in Douglas County.

District Enrollment Growth

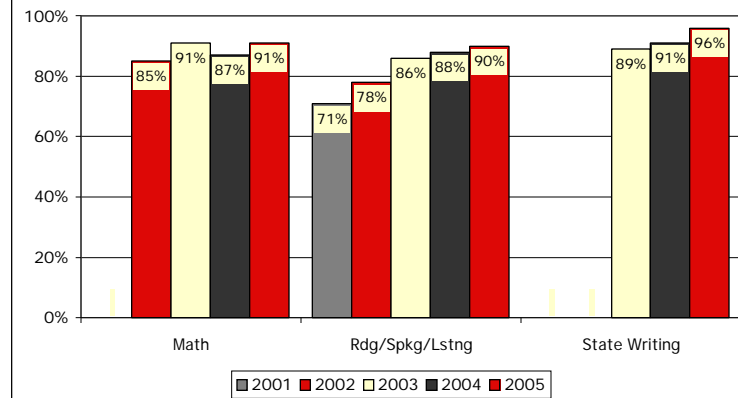


Unlike state averages, which have dropped since 1997, Elkhorn Public Schools has experienced sustained growth for the past 20 years. During the 1985-1986 school year, student enrollment was at 1,780 students for the district. Enrollment rose to 3,952 for the fall of 2005. It is anticipated that enrollment may grow to over 5,000 students by the fall of 2009.

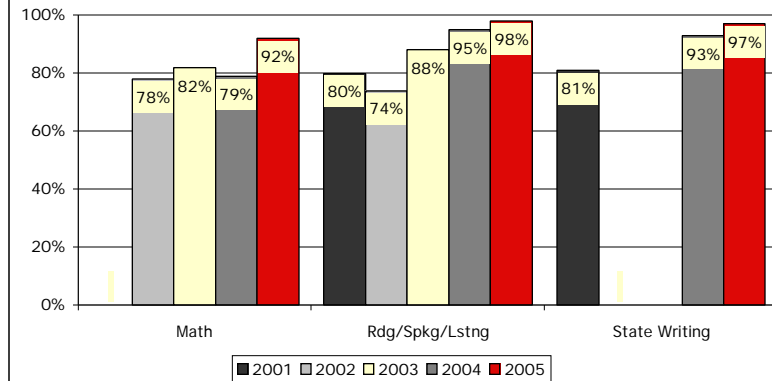
Dropout Rates



Percent of 8th Grade Students Mastering State Standards



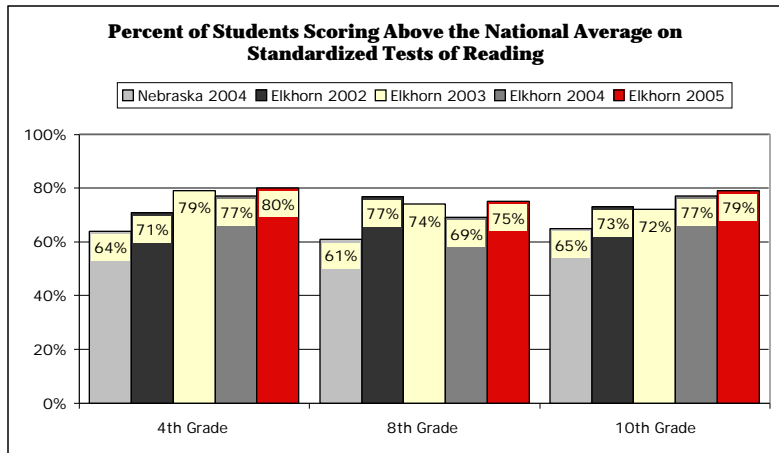
Percent of 11th Grade Students Mastering State Standards



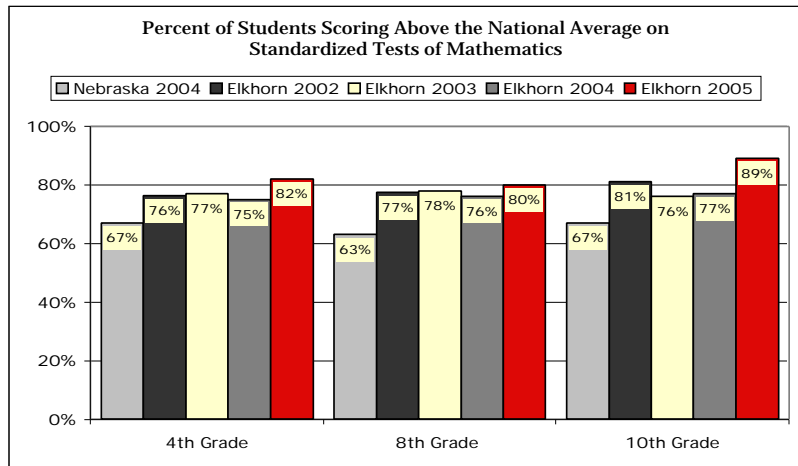
District percentages of 8th and 11th grade students achieving mastery on state reading and mathematics standards were very strong for the 2004-05 school year, with over 90% of students mastering standards. Both 8th and 11th grade students also demonstrated exceptionally strong performances on the most recent statewide writing assessment, with respective mastery levels of 96% and 97% .

Additional State of the Schools Report information is available at the Nebraska Department of Education website <http://www.nde.state.ne.us/>

Student Performance on National Standardized Reading Tests 2004-2005

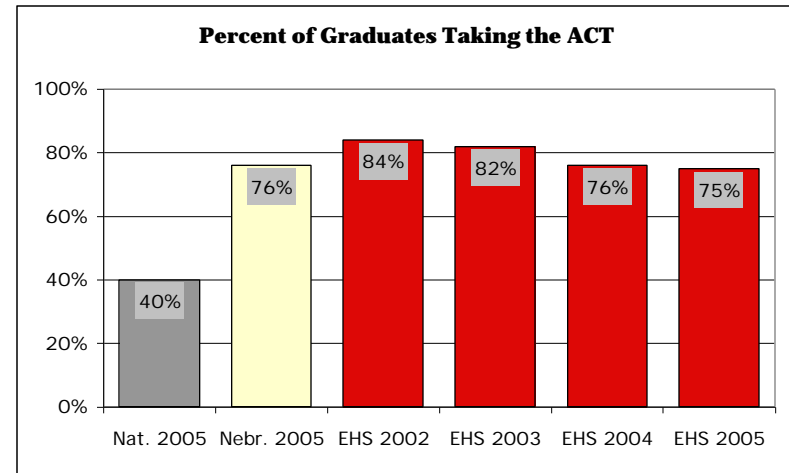
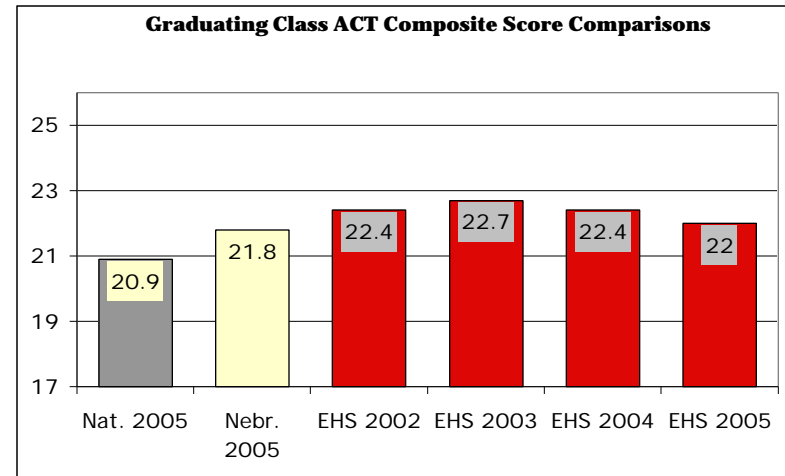


Student Performance on National Standardized Mathematics Tests 2004-2005



Elkhorn students performed above state and national averages across all three grade levels in both reading and mathematics, as measured by the Stanford 10 (SAT 10) Achievement Test at grades 4 & 8, and the PLAN test at grade 10.

2005 American College Test (ACT) Results



Although composite scores and participation levels vary from year to year, Elkhorn students have consistently scored above state and national averages on the ACT college entrance exam. Students typically see much stronger performance on the ACT if they elect to take a rigorous college preparatory schedule of classes.

