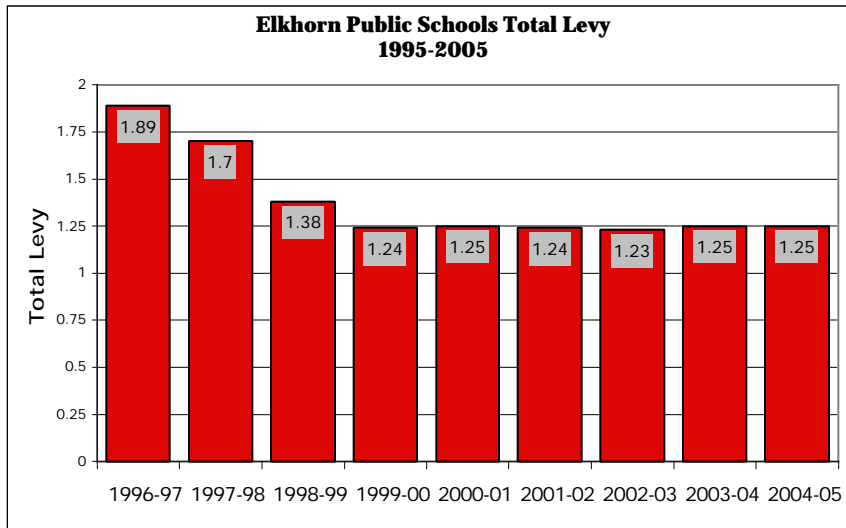
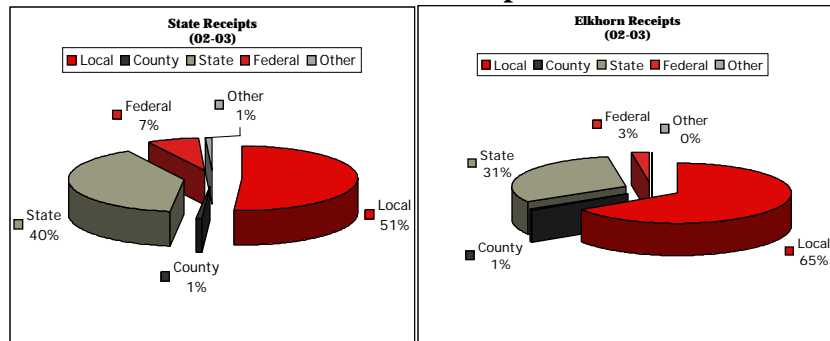


Finance Information Levy Information



The district property tax levy has remained stable, even with the addition of bonded indebtedness in four of the past five years.

State and Local Receipts 2002-03



Compared to the State of Nebraska, Elkhorn Public Schools receives a smaller percent of its receipts from state and federal dollars, and a larger proportion from local funding.



2003-2004 Elkhorn Public Schools State of the Schools Report

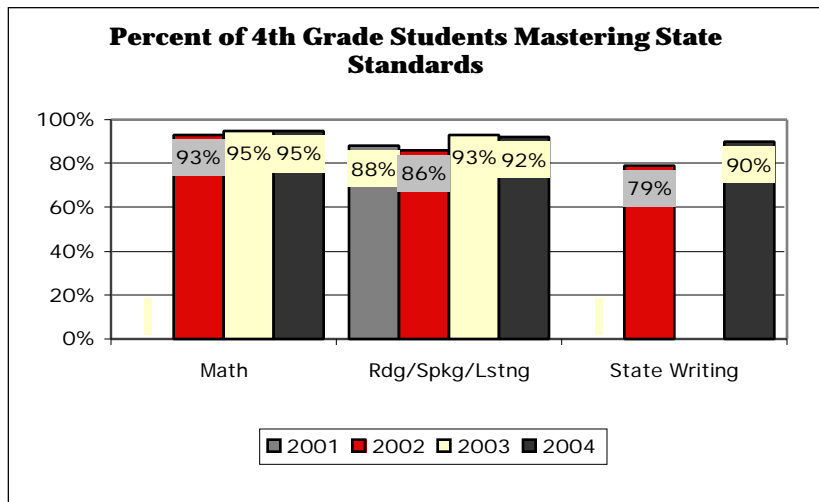
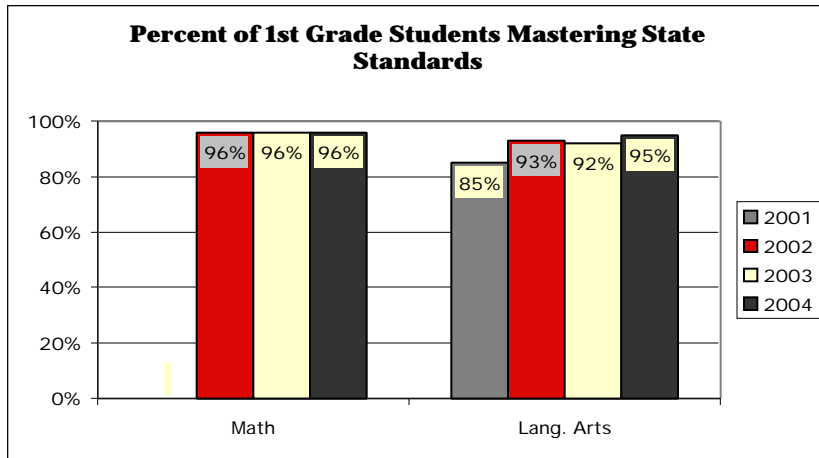
Student Characteristics	Nebraska Average	Elkhorn Average
Students eligible for free / reduced price meals	33.93%	8.16%
Annual % of students moving in or out of the district	13.78%	7.42%
Students learning the English language	10.54%	2.54%
Students receiving special education services	15.03%	14.17%

Elkhorn District Assessment Ratings

Each Nebraska district receives a rating for the quality of district assessments, as well as a student performance rating based on the percent of students achieving mastery. Elkhorn has been recognized as a district with both exemplary assessment quality and exemplary or very good student performance for grades 4, 8, and 11. EPS also met all federal accountability requirements for 2003-2004.

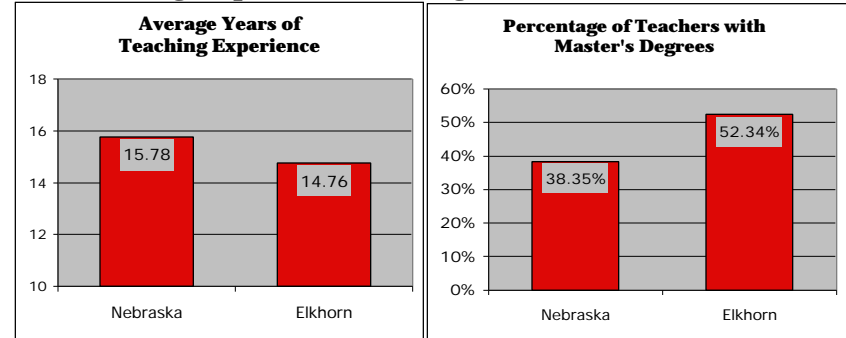
State Accountability Ratings for Elkhorn Public Schools							
	2003-2004	Un-acceptable	Acceptable	Good	Very Good	Exemplary	Students Assessed
Grade 4	Assessment Quality					X	
	% of Students Mastering Math Standards					X	98.25%
Grade 8	Assessment Quality					X	
	% of Students Mastering Math Standards					X	98.59%
Grade 11	Assessment Quality					X	
	% of Students Mastering Math Standards				X		99.65%
Federal Accountability Adequate Yearly Progress (AYP) Ratings for Elkhorn							
Grade 4 - MET		Grade 8 - MET		High School - MET			

Student Performance on State Standards Assessments 2003-2004



Over 95% of Elkhorn first graders achieved mastery of state standards assessments in the areas of mathematics and language arts in 2003-2004. Fourth grade mastery for 2004 included 95% of students in mathematics, 92% in reading, and 90% mastery for the statewide writing assessment. Note that the state writing assessment was not administered in 4th grade during 2002-2003.

Teaching Experience and Degree Level for 2003-2004

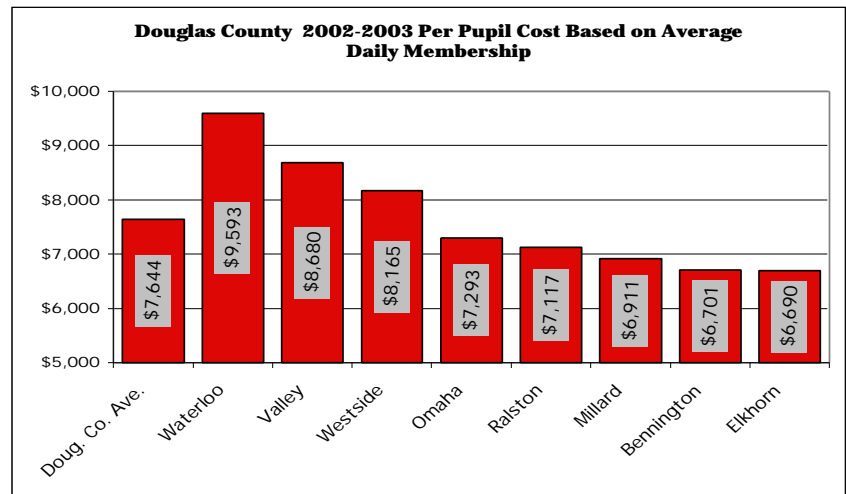


In contrast to state averages, the Elkhorn staff has comparatively fewer years of experience, but a comparatively higher level of education.

Average Teacher Salary 03-04

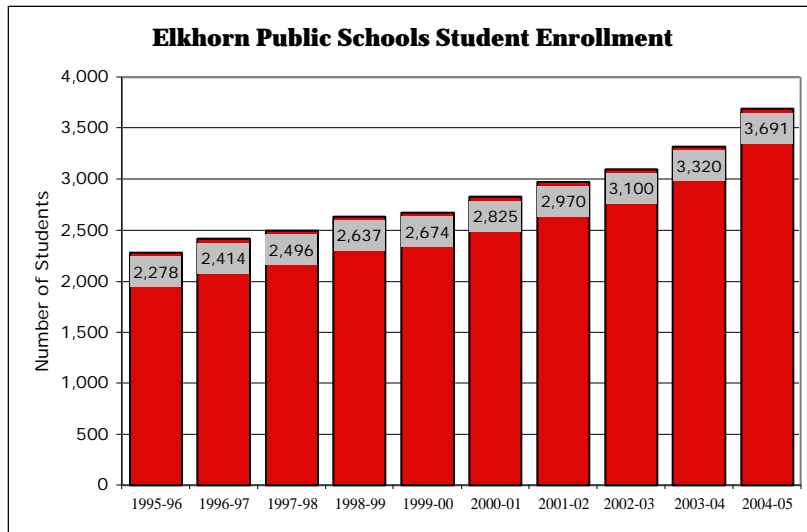
Nebraska	Elkhorn
\$39,635	\$41,248

Finance Information



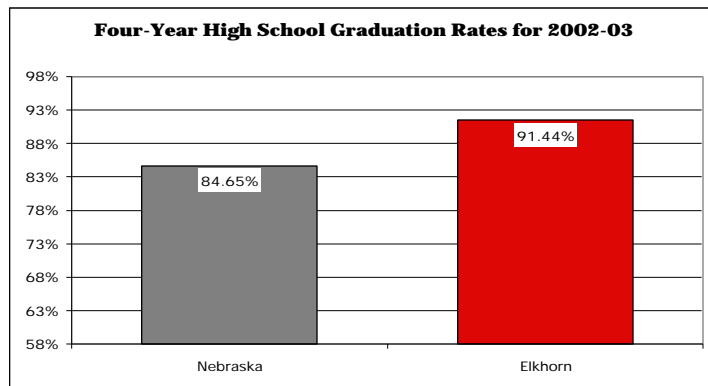
Based on most recent data, Elkhorn Schools had the lowest per-pupil cost for Douglas County. Costs are also lower than any district in Sarpy Co.

District Enrollment Growth

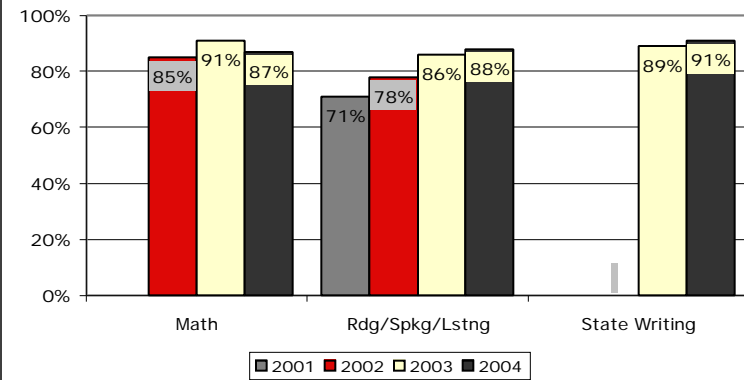


Unlike state averages, which have dropped since 1997, Elkhorn Public Schools has experienced sustained growth for the past 18 years. During the 1985-1986 school year, student enrollment was at 1,780 students for the district. Enrollment rose to 3,691 for the fall of 2004, an 11.4% increase over 2003-04. It is expected that enrollment will grow to over 4,000 students by the fall of 2005.

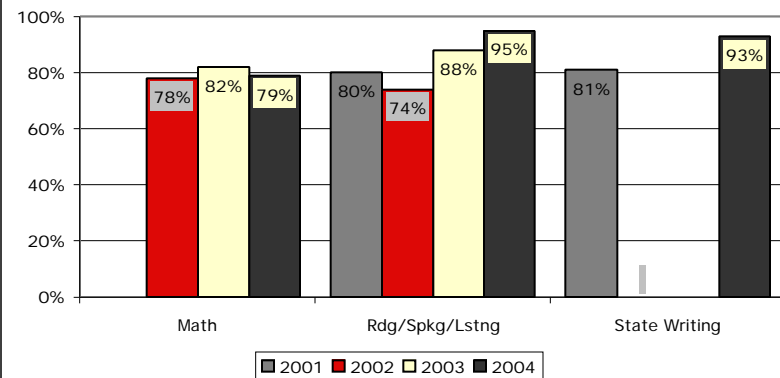
Graduation Rates



Percent of 8th Grade Students Mastering State Standards

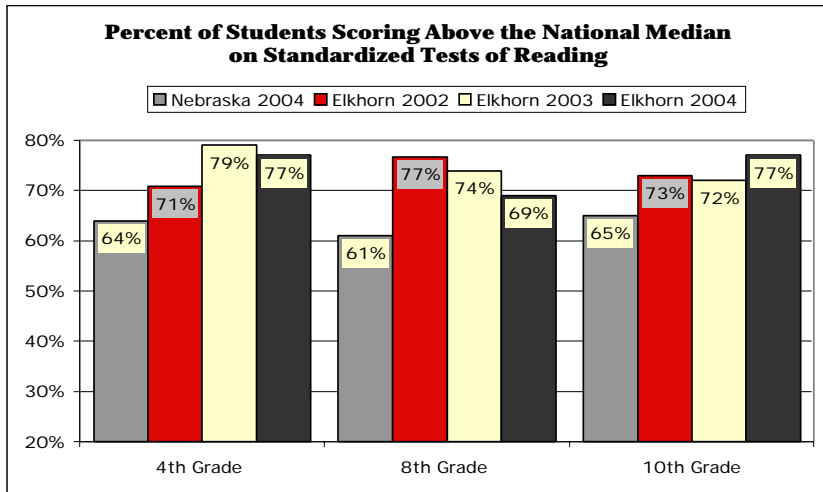


Percent of 11th Grade Students Mastering State Standards

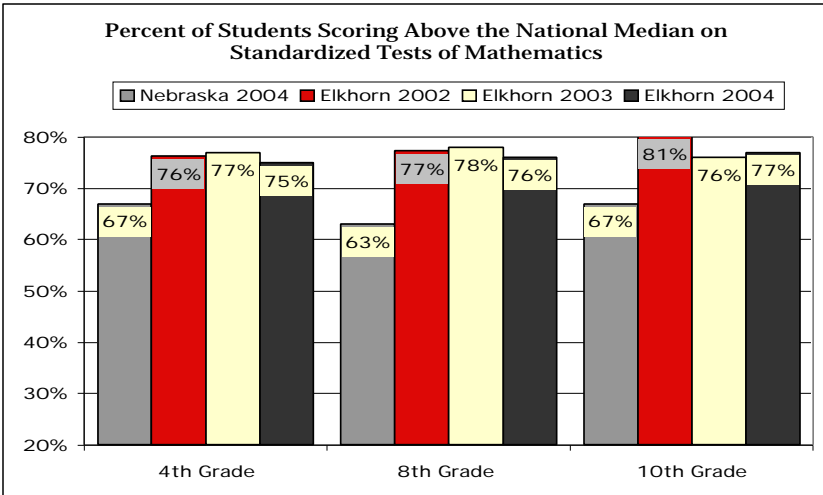


District percentages of 8th and 11th grade students achieving mastery on state reading standards continues a three year trend of improvement. Performance on mathematics standards dipped slightly for 2003-2004. This may have been due to additional efforts to assure that all students received assessments regardless of their course selections. Both 8th and 11th grade students demonstrated very strong performances on the the statewide writing assessment. Additional State of the Schools Report information is available at the Nebraska Department of Education website <http://www.nde.state.ne.us/>.

Student Performance on National Standardized Reading Tests 2003-2004

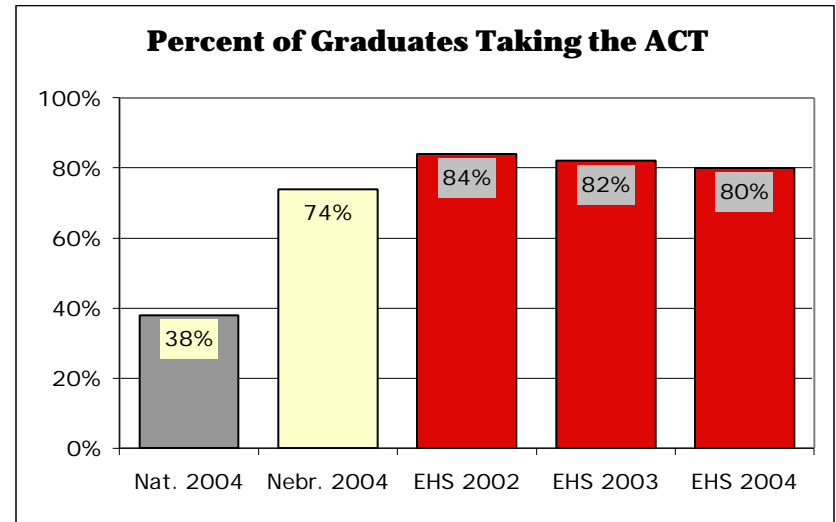
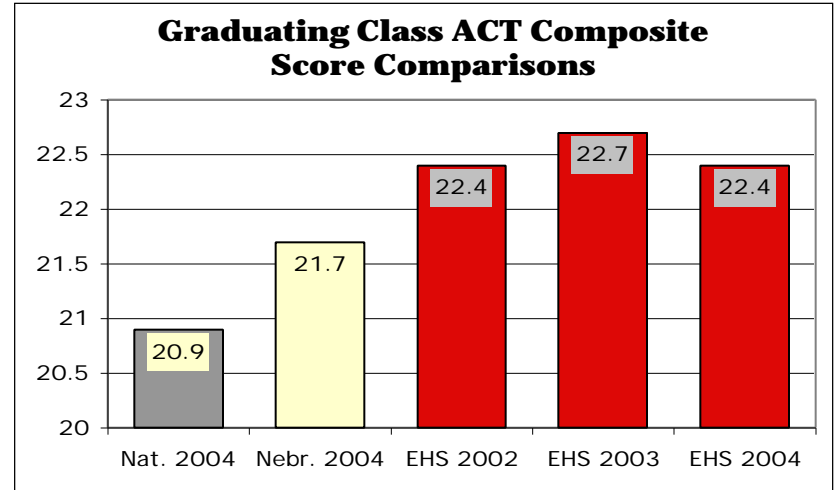


Student Performance on National Standardized Mathematics Tests 2003-2004



Elkhorn students scored above state and national averages across all three grade levels in both reading and mathematics, as measured by the Stanford 9 (SAT 9) Achievement Test at grades 4 & 8, and the PLAN Test at grade 10. The Plan Test also provides predicted ACT scores.

2004 American College Test (ACT) Results



Elkhorn students have consistently scored above state and national averages on the ACT college entrance exam. The average score of 22.4 for the 2004 EHS senior class represents a continuation of this trend. It is noteworthy that Elkhorn students as a group outperformed peers at both the national and state levels, while also testing a larger proportion of their senior class.