



2002-2003 Elkhorn Public Schools State of the Schools Report

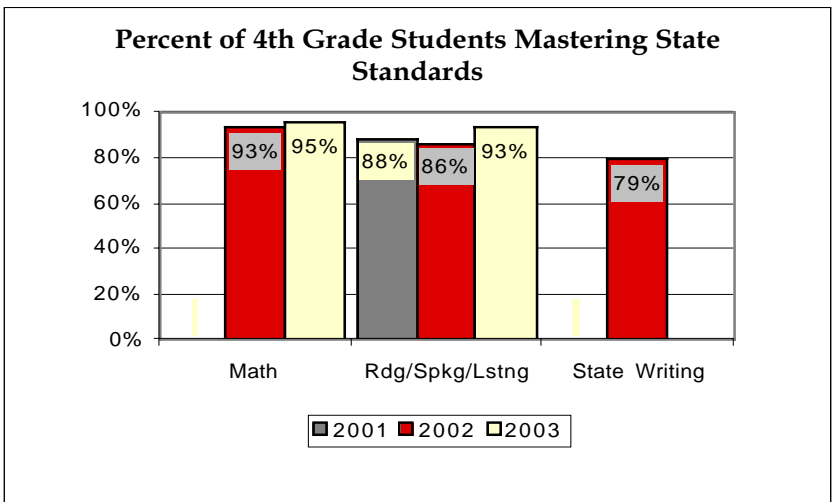
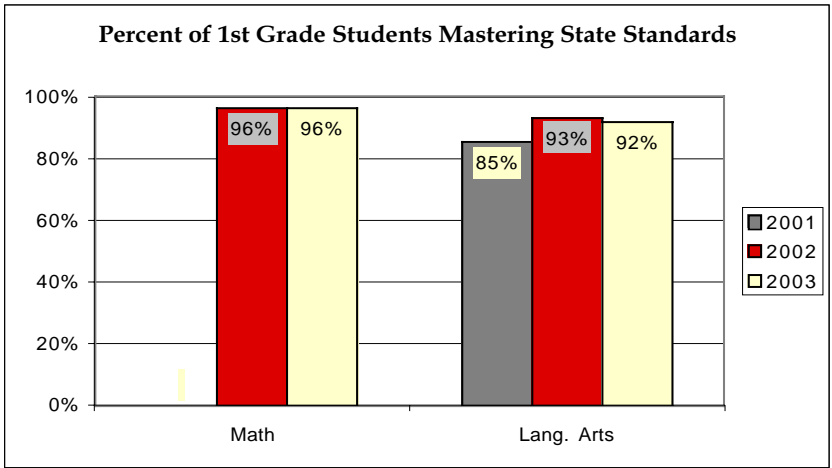
Student Characteristics	Nebraska Average	Elkhorn Average
Students eligible for free/reduced priced meals	32.41%	11.39%
Annual % of students moving in or out of the district	14.53%	7.88%
Students learning the English language	4.95%	1.31%
Students receiving special education services	14.78%	14.71%

Elkhorn District Assessment Ratings

Each Nebraska district receives a rating for the quality of district assessments, as well as a student performance rating based on the percent of students achieving mastery. Elkhorn has been recognized as one of only twelve districts in the state with both exemplary assessment quality and exemplary student performance for grades 4, 8, and 11. EPS also met all federal accountability requirements for 2002-2003.

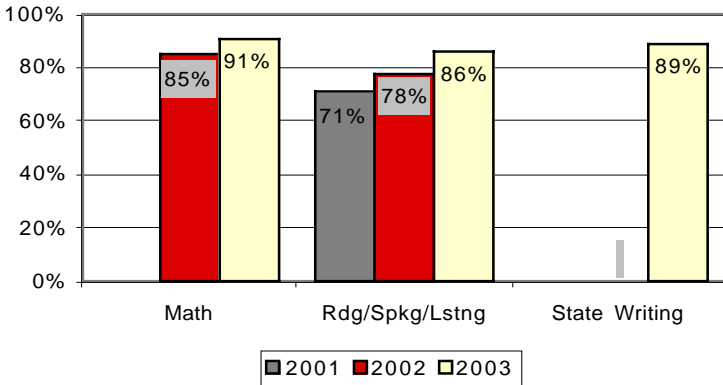
State Accountability Ratings for EPS							
		Un-acceptable	Acceptable	Good	Very Good	Exemplary	Students Assessed
Grade 4	Assessment Quality					X	
	% of Students Mastering Reading Standards					X	99.59%
Grade 8	Assessment Quality					X	
	% of Students Mastering Reading Standards					X	100.00%
Grade 11	Assessment Quality					X	
	% of Students Mastering Reading Standards					X	97.53%
Federal Accountability Adequate Yearly Progress (AYP) Ratings for EPS							
Grade 4 - MET			Grade 8 - MET			High School - MET	

Student Performance on State Standards Assessments 2002-2003

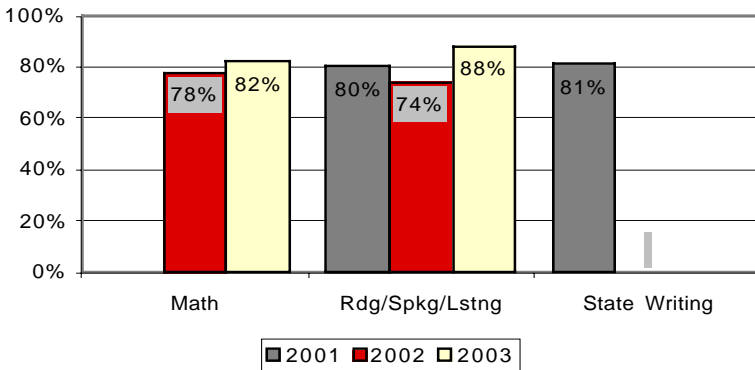


Over 90% of Elkhorn first graders achieved mastery of state standards assessments in the areas of mathematics and language arts in 2002-2003. Fourth grade mastery for 2003 included 95% of students in mathematics and 93% in reading. The statewide writing assessment was not administered in 4th grade during 2002-2003. Nebraska will again administer this assessment during the 2003-2004 school year.

Percent of 8th Grade Students Mastering State Standards

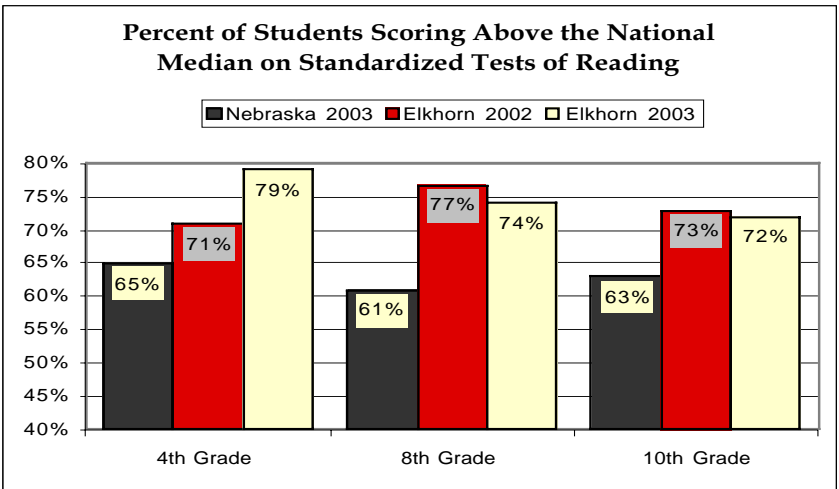


Percent of 11th Grade Students Mastering State Standards

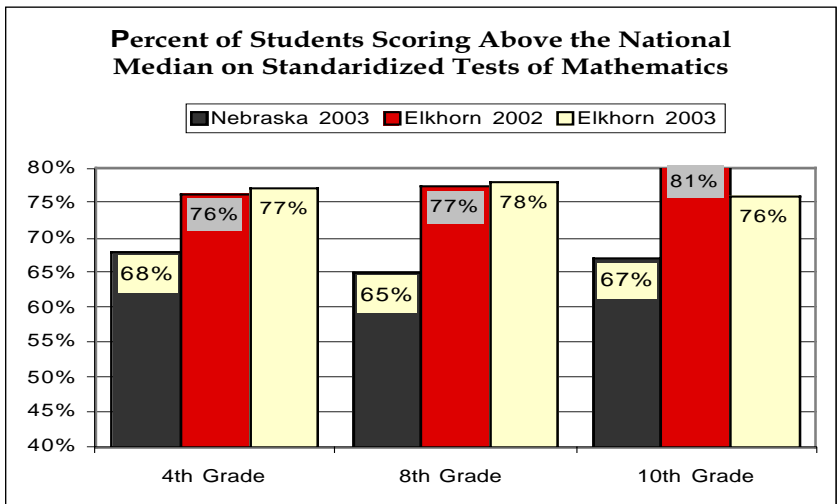


District percentages of 8th and 11th grade students achieving mastery on state reading and mathematics standards improved for the 2002-2003 school year. For the statewide writing assessment, both 8th and 11th grade students demonstrated strong performances on the most recent administration. The statewide writing assessment will be again be administered to grades 4, 8, and 11 during the spring of 2004. Additional State of the Schools Report information is available at the Nebraska Department of Education website <http://www.nde.state.ne.us/>.

Student Performance on National Standardized Reading Tests 2002-2003



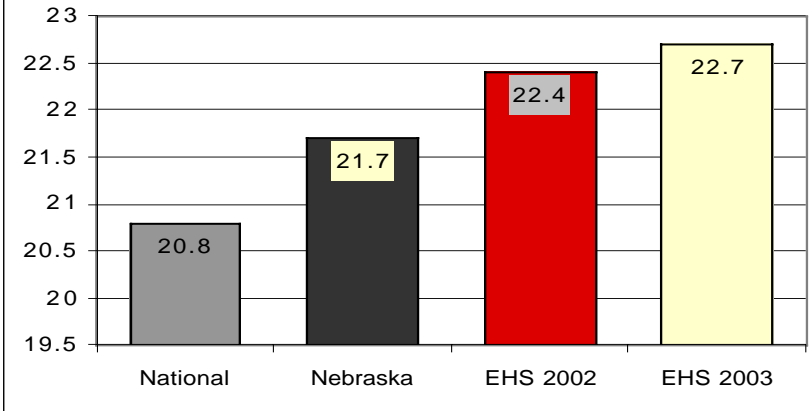
Student Performance on National Standardized Mathematics Tests 2002-2003



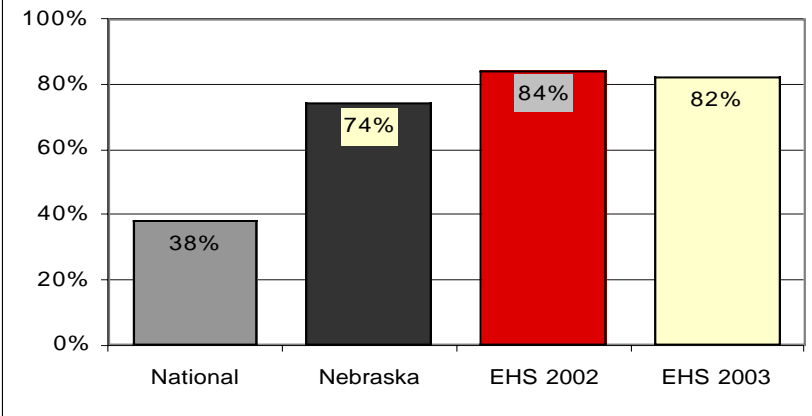
Elkhorn students scored above state and national averages across all three grade levels in both reading and mathematics, as measured by the Stanford 9 (SAT 9) Achievement Test at grades 4 & 8, and the PLAN test at grade 10.

2003 American College Test (ACT) Results

Graduating Class ACT Composite Score Comparisons

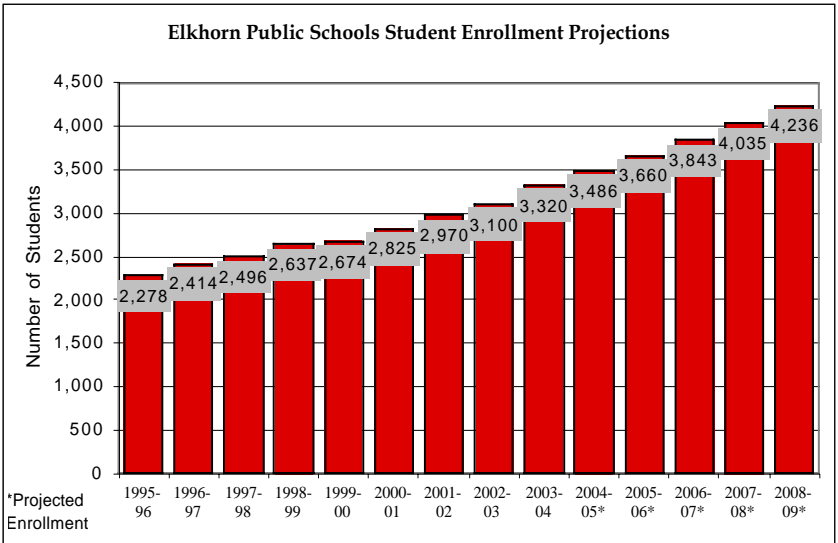


Percent of Graduates Taking the ACT



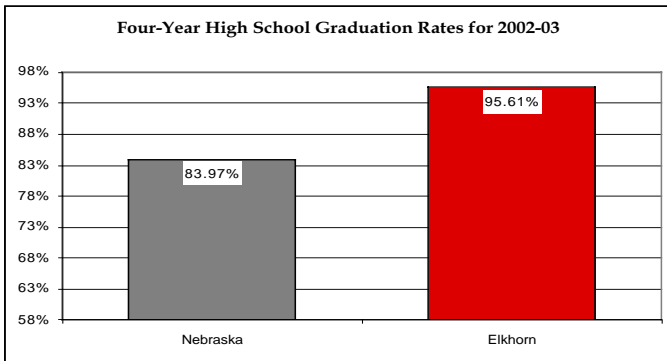
Elkhorn students have consistently scored above state and national averages on the ACT college entrance exam. Average scores for the 2003 senior class (22.7) represent a five year high point for the district. It is noteworthy that Elkhorn students as a group outperformed peers at both the national and state levels, while also including a significantly larger proportion of the student body (82%).

District Enrollment Growth

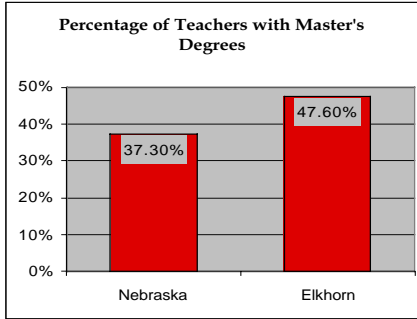
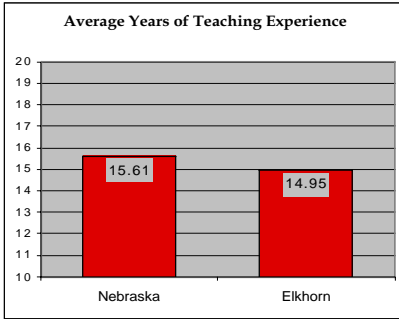


Unlike state averages, which have dropped since 1997, Elkhorn Public Schools has experienced sustained growth for the past 18 years. During the 1985-1986 school year, student enrollment was at 1,780 students for the district. Enrollment rose to 3,320 for the fall of 2003. It is anticipated that enrollment may grow to over 4,000 students by the fall of 2007.

Graduation Rates



Teaching Experience and Degree Level

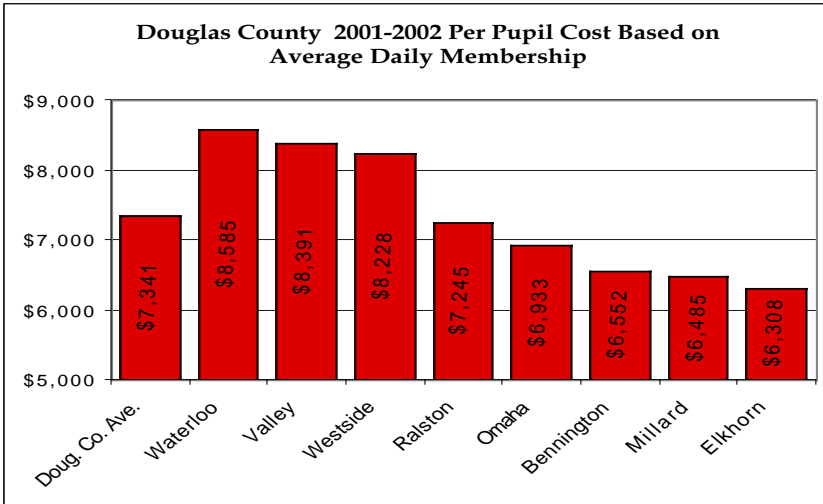


In contrast to state averages, the Elkhorn staff has comparatively fewer years of experience, but a comparatively higher level of education.

Average Teacher Salary 02-03

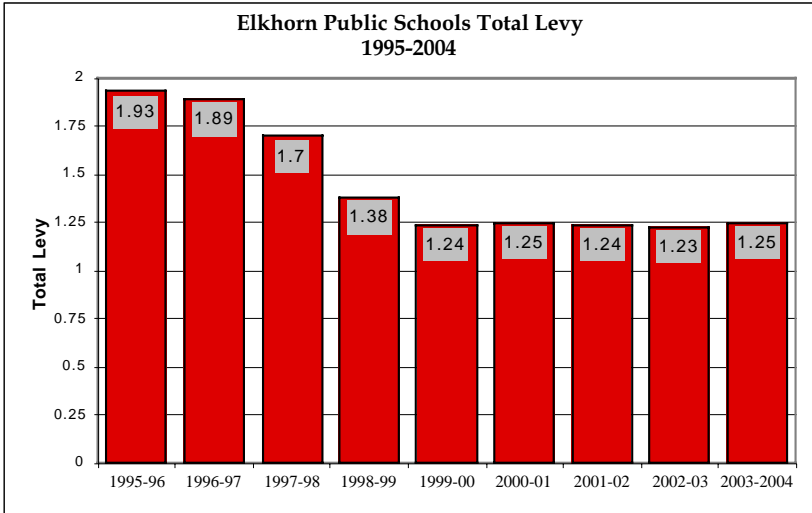
Nebraska	Elkhorn
\$37,881	\$38,875

Finance Information



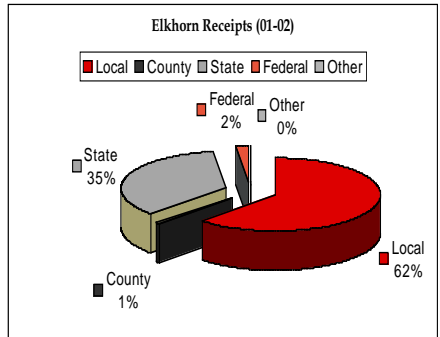
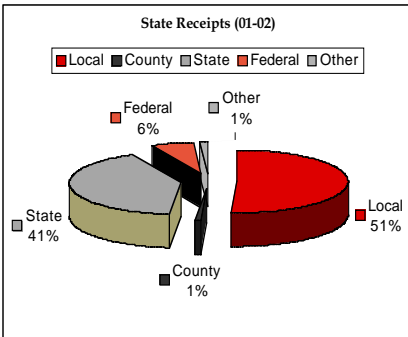
Based on most recent data, Elkhorn Schools had the lowest per-pupil cost for Douglas County. Costs are also lower than any in Sarpy Co.

Finance Information Levy Information



The district property tax levy has remained stable, even with the addition of bonded indebtedness in 1998, 2000, and 2002.

State and Local Receipts 2001-02



Compared to the State of Nebraska, Elkhorn Public Schools receives a smaller percent of its receipts from state and federal dollars, and a larger proportion from local funding.