



**2001-2002  
Elkhorn Public Schools  
State of the Schools Report**

**Student Characteristics**

<u>Characteristics</u>	<u>Nebraska Average</u>	<u>District Average</u>
Students eligible for free/reduced priced meals	31.72%	8.70%
Annual % of students moving in or out of district	14.30%	7.20%
Students learning the English Language	4.46%	0.99%
Students receiving special education services	15.84%	16.04%

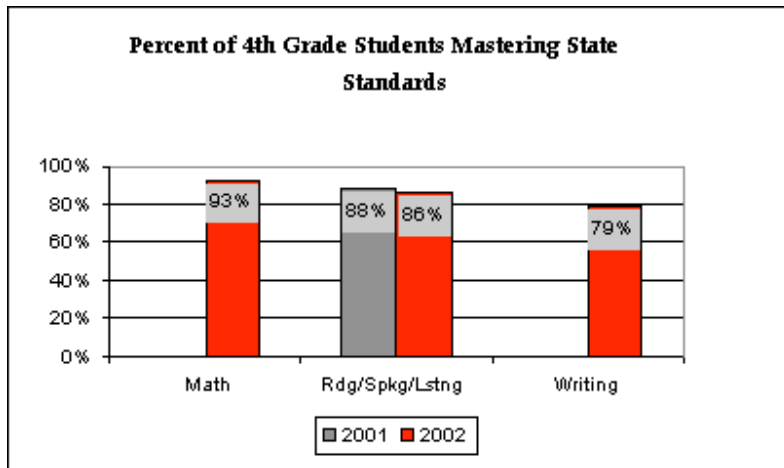
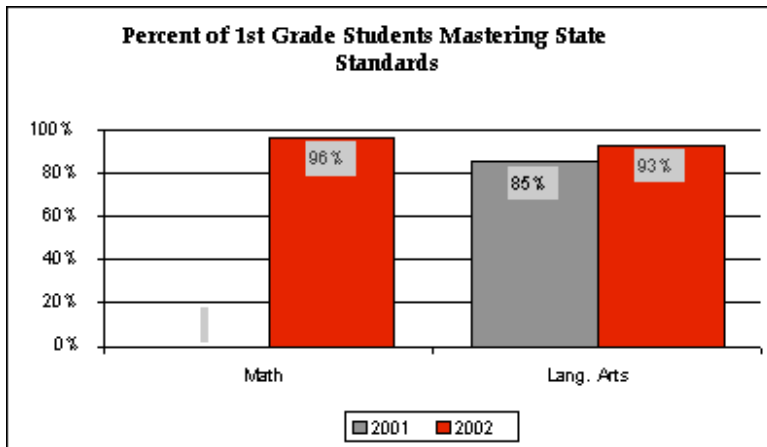
**Elkhorn District Assessment Ratings**

Each Nebraska district received a rating for the quality of district math assessments, as well as a student performance rating based on the percent of students achieving mastery. Elkhorn has been recognized as a district with both exemplary assessment quality and exemplary student performance for grades 4 and 8. Student performance ratings should be viewed with considerable caution, given that each district develops its own assessments and sets its own mastery levels. The goal for all school districts is to show improvement in both ratings over time.

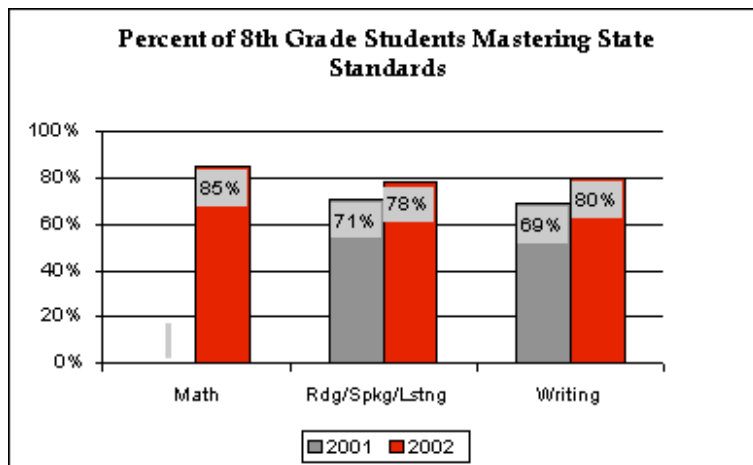
		Unacceptable	Acceptable	Good	Very Good	Exemplary
Grade 4	Assessment Quality					X
	% Students Meeting Reading Standards					X
Grade 8	Assessment Quality					X
	% Students Meeting Reading Standards					X
Grade 11	Assessment Quality				X*	X

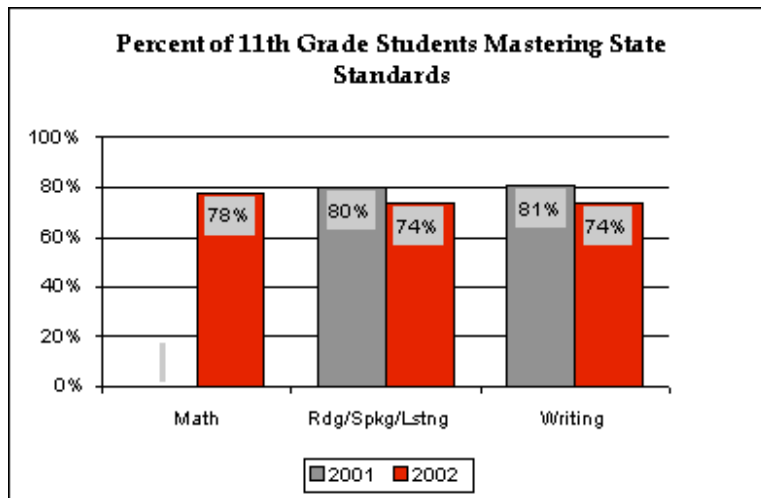
\*This rating is conditional due to the fact that some standards were assessed at earlier grade levels and have not yet been reported.

**Student Performance on State Standards Assessments  
2001-2002**



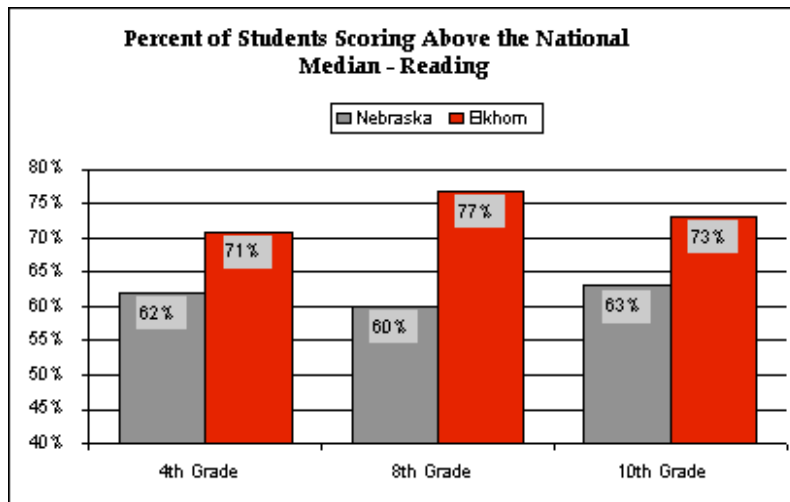
Over 90% of Elkhorn first graders achieved mastery of state standards assessments in the areas of mathematics and language arts in 2001-2002 school year. Fourth grade mastery for 2002 included 93% of students in mathematics, 86% in reading, and 79% in writing. The Nebraska Dept. of Education Commissioner has indicated that writing scores cannot be compared to the 2001 pilot year.



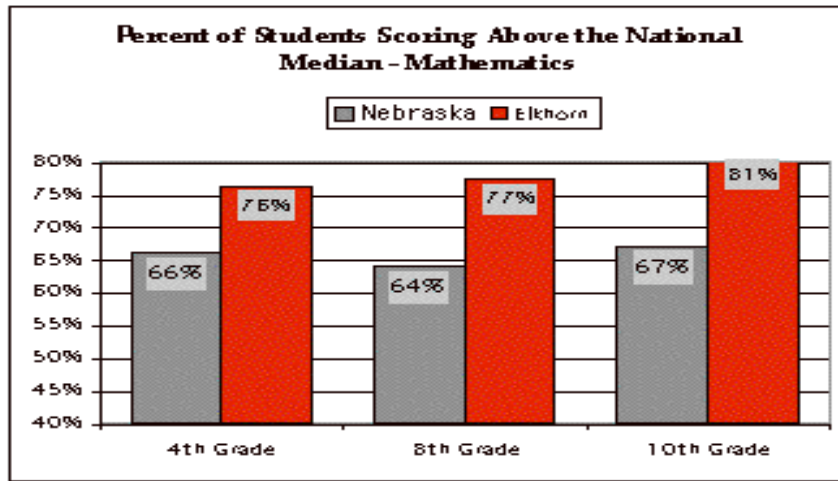


Percentages of 8<sup>th</sup> grade students achieving mastery on state language arts standards improved, while 11<sup>th</sup> grade performance declined somewhat in comparison with 2000-2001. 2001-2002 is the pilot year for mathematics assessments. Performance will need to be compared over time to look for improvement. State comparison data for reading and math standards are not reported. Due to the fact that each district developed its own assessment package and set its own mastery levels, meaningful comparisons cannot be made.

**Student Performance on National Standardized Reading Tests 2001-2002**

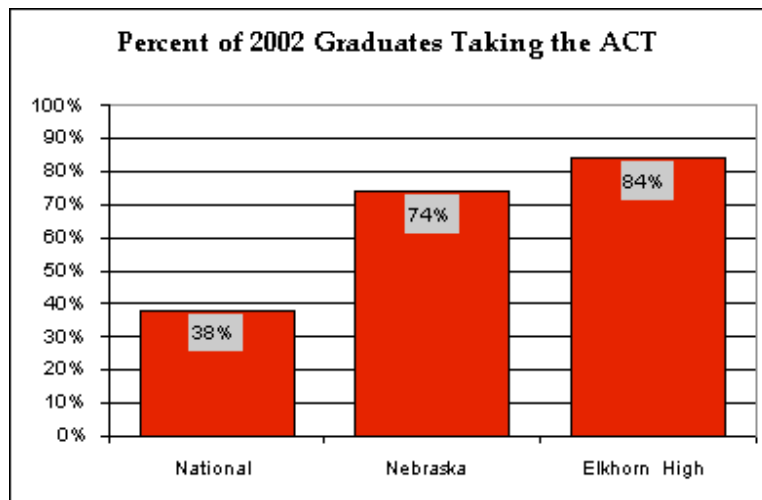
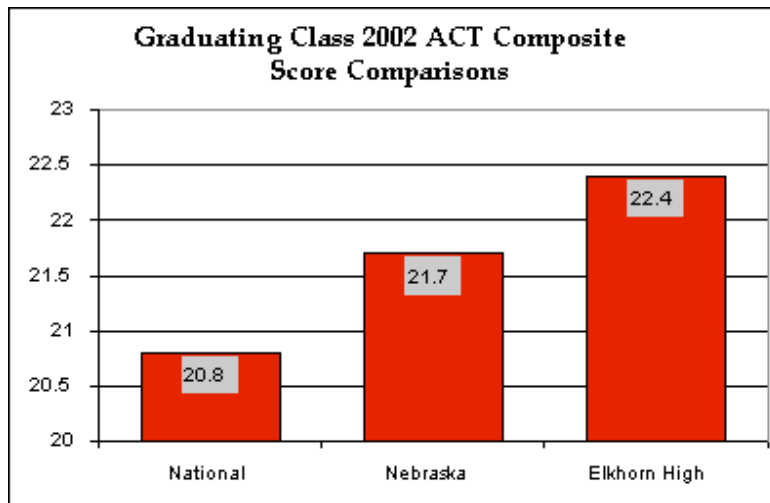


**Student Performance on National Standardized Math Tests 2001-2002**



Elkhorn students scored above state and national averages across all three grade levels in both reading and mathematics, as measured by the Stanford 9 Achievement Test at grades 4 & 8, and the PLAN test at grade 10.

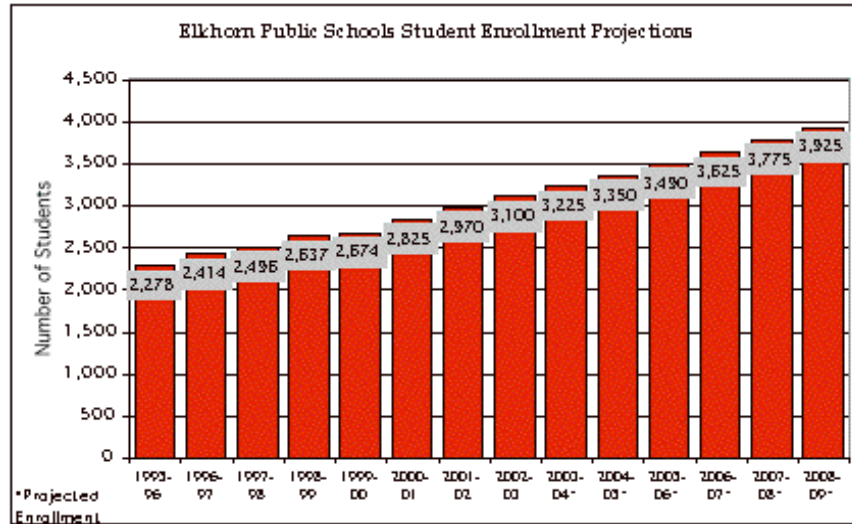
### 2002 American College Test (ACT) Results



Elkhorn students have consistently scored above state and national averages on the ACT. In 2002, the average ACT score of Nebraska students was first among those states with a high percentage of students (70% or more) taking the test.

It is noteworthy that Elkhorn students as a group outperformed peers at both the national and state levels, while also including a significantly larger proportion of their student body (84%).

### District Enrollment Growth



Unlike state enrollments, which have dropped since 1997, Elkhorn Public Schools has experienced significant growth in recent years. In the 1985-1986 school year student enrollment was at 1,780 students for the district. Enrollment rose to 3,100 for the fall of 2002. It is anticipated that enrollment may grow to over 3,500 students by the fall of 2006.

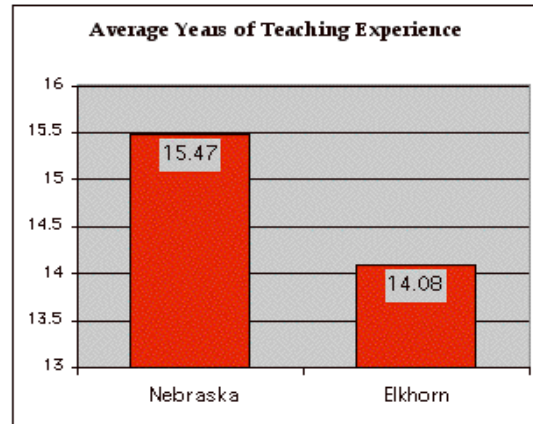
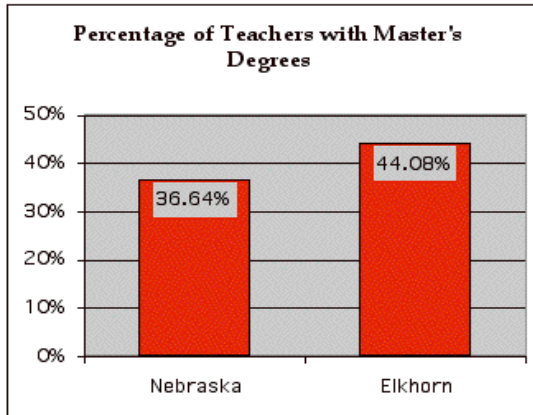
### Student Attendance Rates for 2001-2002

Nebraska	Elkhorn
95.06	95.59

### Student Graduation Rate for 2001-2002

Nebraska	Elkhorn
92.57%	92.89%

### Teaching Experience and Degree Level

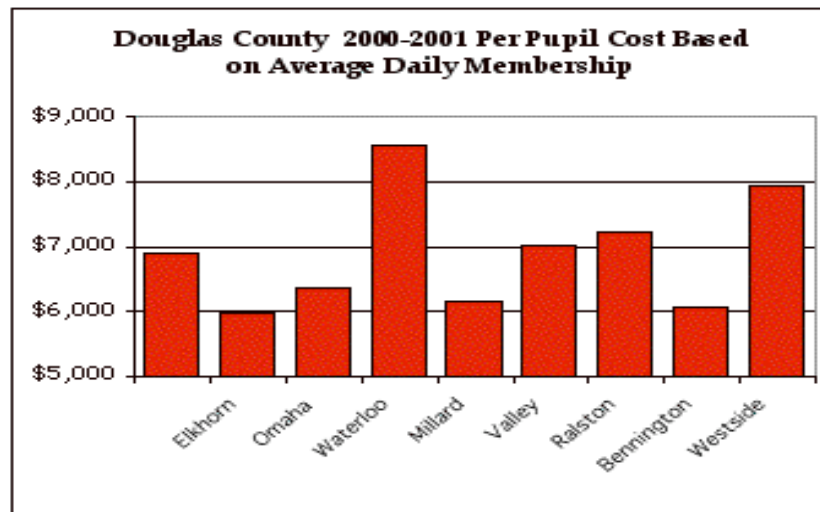


In contrast to state averages, the Elkhorn staff has comparatively fewer years of experience, but a comparatively higher level of education.

### Teacher Salary Information

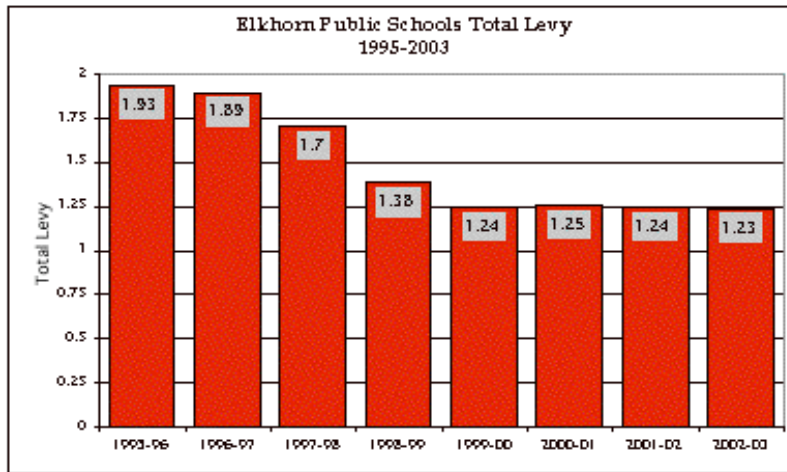
Nebraska	Elkhorn
<b>36,236</b>	<b>36,435</b>

### Finance Information



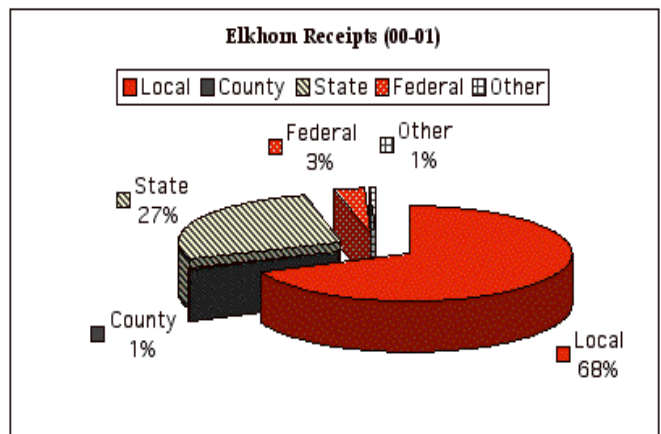
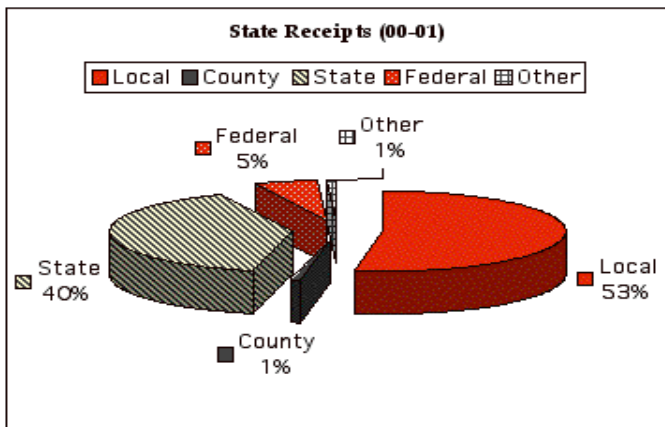
Based upon 2000-2001 data, Elkhorn Public Schools had the lowest per-pupil cost for Douglas County.

### Finance Information Levy Information



District growth has allowed for a decrease in the Elkhorn Public Schools' levy for 2002-03 in comparison with previous years.

### Total Receipts 2000-01



Compared to the State of Nebraska, Elkhorn Public Schools receives a smaller percent of its receipts from state and federal dollars, and a larger proportion from local funding.