



EPS Highlights

Elkhorn Public Schools

What Do You Know About Today's Elkhorn Public Schools and Students?

This **Annual Report 2003** addresses that question and includes important and informative demographic, curriculum, and assessment data. The Elkhorn Public Schools submits this report to the citizens of the Elkhorn School District to help you understand and evaluate your school system. It is through this understanding that we as a community can take pride in accomplishments and identify areas where we need to improve. While this report has been prepared as an extensive picture of public education in Elkhorn, we realize that the total picture cannot be told in percentages, numbers and graphs. The

quality of any school is primarily developed in the daily interaction between teachers and students. The Board of Education, administrators, teachers and support staff members invite you to visit your schools and to get involved in the public education of Elkhorn students. The **Annual Report 2003** was produced by the Elkhorn Public Schools Superintendent's Office. Questions about this report, comments or requests for further information may be directed to this office at 502 Glenn Street, Elkhorn, NE 68022, or by calling 289-2579.

Dates to Know

New Student Registration
Aug. 5 - 6

First Day of School
Aug. 21

Parent-Teacher Conferences
Oct. 28 - 29

Winter Break
Dec. 22 - Jan. 2

End of First Semester
Jan. 16



ELEMENTARY SCHOOLS

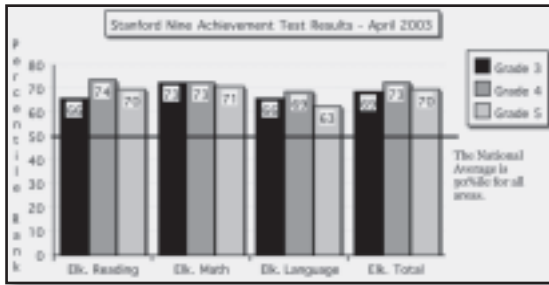
Enrollment

	K	1	2	3	4	5	total
Hillrise	67	60	61	56	64	74	382
Skyline	43	41	51	64	53	65	317
Spring Ridge	92	75	59	73	76	60	435
Westridge	55	37	42	43	53	60	290
Totals	257	213	213	236	246	259	1,424

Average 2002-2003 Daily Attendance - 96.1%

Stanford Nine Achievement Tests- April 2003

The Stanford Nine is given annually to Elkhorn students in grades three through nine. This is a comprehensive, standardized achievement test that allows parents and teachers to measure individual student progress against national norms. Results of the Stanford Nine are shared with parents and also used by teachers to identify curriculum strengths and weaknesses. Results in the chart below indicate the percent of students in the national norm group who scored lower than Elkhorn. Elkhorn students consistently perform above both state and national averages on standardized achievement measures.

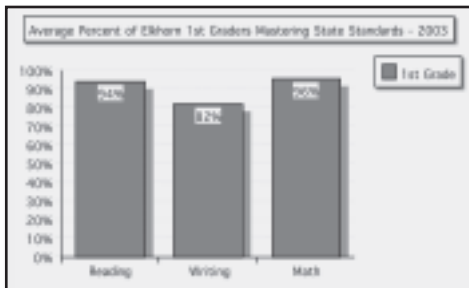


State Standards Assessments



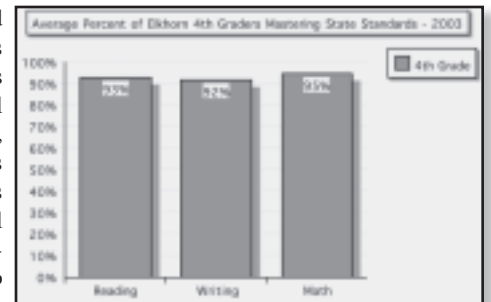
Beginning in 2000-01 all Nebraska schools developed local assessments aligned with either the Nebraska state standards (L.E.A.R.N.S.) or approved district standards. The Nebraska assessment system is built on the philosophy that student progress is best measured through

multiple, locally-developed assessments spread throughout the school year. Due to the fact that each district developed its own assessment package and set its own mastery levels, meaningful comparisons cannot be made across districts; rather, each district will need to review data over time to determine areas of relative strength and weakness. Elkhorn has been recognized by the state as a district with both exemplary assessment quality and exemplary student performance.



Elkhorn fifth grade students observe the handling of a live lobster as part of their Career Day studies.

The results presented (right) reflect averages across many assessments that target specific skill areas. As in the past, Elkhorn Public Schools will continue to assess the progress of individual students based on a variety of methods and to report this information to parents and students.



Parent-Teacher Conference Attendance

Hillrise	98%
Skyline	99%
Spring Ridge	99%
Westridge	97%

Learning Climate Assessment

Learning climate is one of many indicators of the effectiveness of schools. A positive learning climate in a school building is likely to increase the chance that students will stay in school and be successful learners. Elkhorn schools assess their learning climate every other year. Learning climate assessments often include surveys of parents, teachers and students. The next learning climate assessment for the four Elkhorn elementary schools will be during the 2003-04 school year.

Instructional Time Report - Elementary 2002-03

Total Instructional Hours Required	1,032.00 Hours
Total Instructional Hours Scheduled	1,088.27 Hours
Total Instructional Hours Attended	1,070.91 Hours

(6.30 days over the minimum)



This Middle School Destination Imagination team made it all the way to the global competition in Tennessee. Members are (back row) Colin Smith, Ryan Shaneyfelt, (middle row) Kayla Johnson, Hannah Vinchur, Hannah Kittleson, (front row) Hannah Hummel and Caroline Haase.

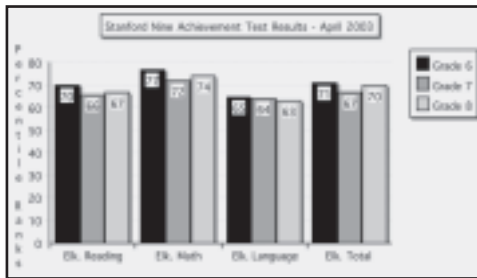
MS Enrollment

Grade	6	7	8	TOTAL
	237	258	241	736

Average 2002-03 Daily Attendance 6-8 - 94.6%

Stanford Nine Achievement Tests - April 2003

The Stanford Nine is given annually to Elkhorn students in grades three through nine. This is a comprehensive, standardized achievement test that allows parents and teachers to measure individual student progress against national norms. Results of the Stanford Nine are shared with parents and also used by teachers to identify curriculum strengths and weaknesses. Results in the chart (right) indicate the percent of students in the national norm group who scored lower than Elkhorn. Elkhorn students consistently perform above both state and national averages on standardized achievement measures.



Middle School Activities

Middle School Activities include: instrumental music, swing choir, computer club, student council, Destination Imagination (formerly OM), yearbook, chess club, academic competitions (e.g., MathCounts and History Day), football, volleyball, basketball, wrestling and track.

Parent-Teacher Conference Attendance

MIDDLE SCHOOL Fall - 82% Spring - 76%

MIDDLE SCHOOL

Honor Roll

Grade	First Semester	Second Semester
6	70%	65%
7	57%	50%
8	52%	47%

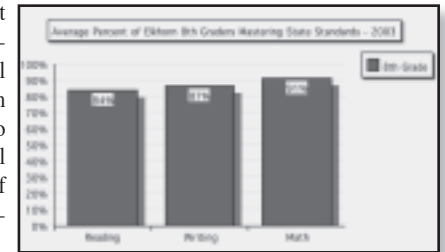
Instructional Time Report Middle School - 2002-2003

Total Instructional Hours Required	1,080.00 Hours
Total Instructional Hours Scheduled	1,141.07 Hours
Total Instructional Hours Attended	1,123.11 Hours
(6.65 Days Over Minimum)	

*State Standards Assessments

STARS Beginning in 2000-01 all Nebraska schools developed local assessments aligned with either the Nebraska state standards (L.E.A.R.N.S.) or approved district standards. The Nebraska assessment system is built on the philosophy that student progress is best measured through multiple, locally-developed assessments spread throughout the school year. Due to the fact that each district developed its own assessment package and set its own mastery levels, meaningful comparisons cannot be made across districts; rather, each district will need to review data over time to determine areas of relative strength and weakness. During the first year of state assessments Elkhorn was recognized as one of 33 schools in the state to have both exemplary assessment quality and either exemplary or very good student performance.

The results listed (right) reflect averages across many assessments that target specific skill areas. As in the past, Elkhorn Public Schools will continue to assess the progress of individual students based on a variety of methods and to report this information to parents and students.



Learning Climate Assessment

Learning climate is one of many indicators of the effectiveness of schools. A positive learning climate in a school building is likely to increase the chance that students will stay in school and be successful learners. Elkhorn schools assess their learning climate every other year. Learning climate assessments often include surveys of parents, teachers and students. Elkhorn Middle School conducted a learning climate assessment during the 2002-03 school year. Complete results of the assessment can be obtained from the Middle School Principal, 289-2428. Some findings include:

- **"I feel safe at Elkhorn Middle School."** 84.2% of students strongly agreed or agreed with this statement.
- **"EMS works at keeping my parents/guardians informed and involved in my education."** 86.1% of students strongly agreed or agreed with this statement.
- **"EMS teaches me to think in ways other than memorizing, to be healthy and to be an active participant in my school and community."** 79.8% of students strongly agreed or agreed with this statement.
- **"My child looks forward to coming to EMS."** 94.1% of parents strongly agreed or agreed with this statement.
- **"My child's MS teachers are available to work and will work with my child and me to meet my child's educational needs."** 95.7% of parents strongly agreed or agreed with this statement.
- **"Overall, I am pleased with the quality of education offered at EMS."** 97.1% of parents strongly agreed or agreed with this statement.

Second Middle School Will Open In 2003

In August of 2003, the school district will open a new middle school, Elkhorn Ridge Middle School, at 17880 Marcy Street. The new middle school will serve students who reside south of West Dodge Road. Students north of West Dodge Road will attend Elkhorn Middle School at 500 Hillcrest. Mike Tomjack will be the principal of Elkhorn Middle School. The principal of Elkhorn Ridge Middle School will be Kevin Riggert. Both middle schools are expected to open with about 390 students in grades 6-8 in August of 2003.

HIGH SCHOOL

Enrollment

Grade	9	10	11	12	Total
	264	213	204	218	899

Average 2002-03 Daily Attendance 9-12 - 95.7%


Stanford Nine Achievement Tests- April 2003

The Stanford Nine is given annually to Elkhorn students in grades three through nine. This is a comprehensive, standardized achievement test that allows parents and teachers to measure individual student progress against national norms. Results of the Stanford Nine are shared with parents and also used by teachers to identify curriculum strengths and weaknesses. Results in the chart (right) indicate the percent of students in the national norm group who scored lower than Elkhorn.



PLAN 2002-03 Results

The PLAN test is given annually to all Elkhorn tenth grade students. This test is developed by the American College Testing service (ACT) and is used to gather a variety of information, including: educational plans, career interests, predicted ACT scores, and academic need areas. Elkhorn students as a group have performed consistently above national averages on this assessment.



State Standards Assessments




Beginning in 2000-01 all Nebraska schools developed local assessments aligned with either the Nebraska state standards (L.E.A.R.N.S.) or approved district standards. The Nebraska assessment system is built on the philosophy that student progress is best measured through multiple, locally-developed assessments spread throughout the school year. Due to the fact that each district developed its own assessment package and set its own mastery levels, meaningful comparisons cannot be made across districts; rather, each district will need to review data over time to determine areas of relative strength and weakness. Elkhorn has been recognized by the state as a district with both exemplary assessment quality and very good student performance.

The results listed below reflect averages across many assessments that target



Service to community is an important part of activities at EHS. Here a student donates to the National Honor Society blood drive.

specific skill areas. As in the past, Elkhorn Public Schools will continue to assess the progress of individual students based on a variety of methods and to report this information to parents and students.



Parent-Teacher Conference Attendance

HIGH SCHOOL First Semester - 64.4% Second Semester - 53.8%

Honor Roll - 2002-03

Grade	First Semester	Second Semester
9	45.6%	48.4%
10	37.6%	36.8%
11	33.5%	32.8%
12	44.7%	50.2%

ACT Results Class of 2002

The American College Test (ACT) measures the skills and higher order thinking necessary to do successful college work. In 2002, the overall average score for EHS students was 22.4. As a group, even though 84% of EHS seniors take the ACT annually compared to around 70% of all Nebraska seniors and 38% of seniors nation-wide, Elkhorn students consistently score above the state and national composite averages. Please note that Class of 2003 results will be released by ACT in September of 2003.

84.0% OF EHS SENIORS TOOK THE ACT IN 2002

	EHS	NEBRASKA	NATIONAL
ENGLISH	21.8	21.1	20.2
MATH	22.4	21.5	20.6
READING	22.6	22.0	21.1
SCIENCE	22.3	21.7	20.8
TOTAL	22.4	21.7	20.8

Instructional Time Report - High School - 2002-03

Total Hours Required	1080 Hours
Total Hours Scheduled	1158.67 Hours
Total Hours Attended	1143.84 Hours
	(8.20 Days Over Minimum)

Advanced Placement Classes

EHS English, Mathematics, Science and Social Studies departments offer these rigorous college level courses. College credit can be earned in each of the classes listed below upon successful completion of a national advanced placement exam in May.

AP Enrollment 2002-03

English Literature	50
US History	40
Chemistry	30
Calculus	58

EHS Graduation Requirements

In order to graduate from Elkhorn High School, a student must accumulate 42 credits (210 semester hours) which must include the following:

- 8 credits of English
- 6 credits of Social Science (must include American History and American Government)
- 6 credits of Mathematics
- 5 credits of Science (must include Biology)
- 2 credits of Physical Education
- 1 credit of Technology (met by successful completion of Industrial Technology, Technology application, Programming or Journalism)

Students planning to attend a four year college or university after graduation are encouraged to take the recommended **ACT Core Curriculum** which includes four years of English; three or more years of math (with Algebra I, II and Geometry as the minimum); three or more years of social science and three or more years of natural science.

EHS Course Offerings

	State Requirements (Instructional Units)	EHS Course Offerings (Instructional Units)
Language Arts	60 units	81.6
Social Sciences	40	51.3
Mathematics	40	86.1
Science	40	66.7
Foreign Language	20	110.4
Vocational Education	80	175.8
Phys. Education/Health	20	20.9
Visual Performing Arts	40	81.4
Computer Education	--	19.9
TOTAL	400 (Minimum)	694.1

Percent of Students Graduating With 50 or More Credits

2000	39.1%
2001	39.4%
2002	41.6%
2003	28.1%

2003 Graduates Receiving Scholarships

75 (36.9%) Scholarships are worth approximately \$750,000.

2003 Graduation Percentage

94.1%

2003 Graduates Attending Two or Four Year College/University

79.3%

Activities

EHS students participate in extracurricular activities at a high level with approximately 76% of students participating in at least one activity annually. High School activities include: DECA, Drama Club, Color Guard, Elkanettes, FBLA, FCCLA, E-Club, National Honor Society, Cheerleading, Student Council, Academic Decathlon, Mock Trial, Destination Imagination (formerly OM), Foreign Language Club, Yearbook, Newspaper, Speech Team, Power Drive, Instrumental Music, Vocal Music, S.A.D.D., Pep Club, Student Athletic Trainers, Football, Cross Country, Volleyball, Softball, Golf, Basketball, Tennis, Wrestling, Track, Soccer, Swimming and Baseball.

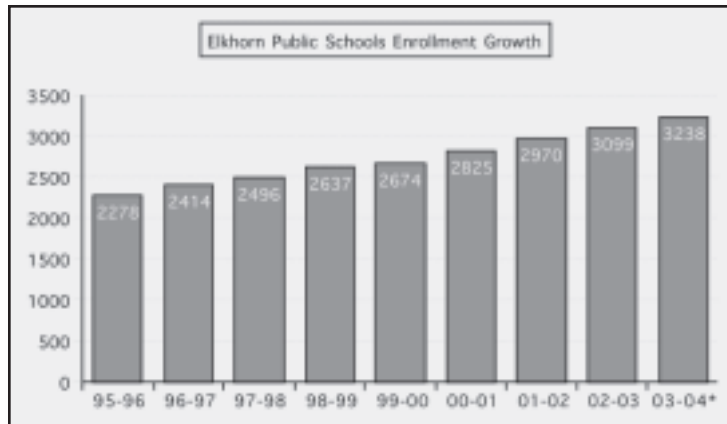
Learning Climate Assessment

Learning climate is one of many indicators of the effectiveness of schools. A positive learning climate in a school building is likely to increase the chance that students will stay in school and be successful learners. Elkhorn schools assess their learning climate every other year. The high school conducted a learning climate study during the 2002-03 school year including surveys of students, parents and graduates. Complete results of the learning climate surveys can be obtained from the EHS principal. Some findings include:

- *“EHS provides me with adequate opportunities in career education including internships, apprenticeships and dual college credit courses.”* 62.6% of students strongly agreed or agreed with this statement.
- *“I feel safe at school.”* 77.1% of students strongly agreed or agreed with this statement.
- *“Teachers in general are understanding, helpful and friendly to students.”* 71.1% of students strongly agreed or agreed with this statement.
- *“In general, I feel the educational climate at EHS is conducive to giving students ample opportunity to learn.”* 85.9% of parents strongly agreed or agreed with this statement.
- *“If there is a problem concerning my son/daughter, I feel the high school instructors are open and willing to listen to parental comments.”* 85% of parents strongly agreed or agreed with this statement.

DISTRICT INFORMATION

Enrollment



Note: Enrollment has increased an average of 4.6% per year for the past ten years.

Enrollment Demographics

Gender

Female	1,454	46.9%
Male	1,645	53.1%

Race/Ethnicity

White/Not Hispanic	2,945	95.1%
Asian/Pacific Islander	37	1.2%
American Indian/Alaska Native	4	.1%
Black/Not Hispanic	16	.5%
Hispanic	97	3.1%

Students With Limited English Proficiency 47 1.5%

Gifted Education Students 478 15.6%

Special Education Students 458 14.9%

(Disabilities served include autism, behavior disorder, hearing impairment, mild/moderate mental handicap, severe/profound mental handicap, multiple impairment, orthopedic impairment, other health impairment, specific learning disability, speech/language impairment, traumatic brain injury and visual impairment)

Free and Reduced Lunch Students 275 9.0%

Per Pupil Cost (Per Average Daily Membership)

	District	State	Nation
1997-98	\$5,088	\$5,588	\$6,548
1998-99	\$5,028	\$5,838	\$6,407
1999-00	\$5,397	\$6,202	\$6,585
2000-01	\$5,970	\$6,651	\$7,079
2001-02	\$6,308	\$7,127	\$7,524

Facilities

Buildings	Opened	Capacity**	Additions/Renovation
Westridge (K-5)	1961	300	1963/1994/1998*
Skyline (K-5)	1975	450	Portables 1997, 1998
Hillrise (K-5)	1979	450	
Spring Ridge (K-5)	2000	450	
Middle School (6-8)	1968	600*	1975/1994
High School (9-12)	1980	1,000	1997
Administration Building	1931	---	

*An eight classroom addition to Westridge was completed and opened in August 1999. This addition was used by the Middle School to increase that building's capacity to 725. A new 600 student middle school, Elkhorn Ridge Middle School at 17880 Marcy Street will open in August of 2003.

**Based on 25 students per classroom.

Teacher Contract

176 teaching days, 2 parent-teacher conference days, and 9 inservice/workdays

Average Salary/Years of Experience

District Average	\$36,435	14.08 years experience
State Average	\$36,236	15.47 years experience
National Average	\$42,898	NA

Faculty (Includes Part-Time) 2002-03

Classroom Teachers	179
Special Education Teachers	39
Guidance Counselors	9
Media Specialists	6
Gifted Education Teachers	5
Reading Specialists	4
Technology Coordinators	2
Administrators	12
TOTAL	256

Degree Status

44.1% of faculty have Master's Degrees and four faculty members have earned Doctorate Degrees.

Financial Resources*

	District Assessed Valuation	State Aid
1999-00	\$791,611,165	\$5,142,303
2000-01	\$992,344,730	\$2,661,565
2001-02	\$1,144,327,770	\$4,777,662
2002-03	\$1,301,751,505	\$4,590,815

District Levy 1998-2003

	General	Building	Bond	Total
1998-99	1.0114	.0707	.3068	1.3890
1999-00	.9221	.0682	.2463	1.2367
2000-01	.9650	.0575	.2297	1.2522
2001-02	.9036	.0750	.2622	1.2408
2002-03	.9027	.0737	.2628	1.2392

*Note - More detailed district financial information will be presented in the **Highlights** which will be mailed to all district residents August 1.

Transportation

In 2002-03, 405 students (13.2%) were transported to school daily in nine buses.

YOUR SCHOOL BOARD



New School Board member Ann Long is given the oath of office by Gary Demmel who retired from the Board in December of 2002. The other five members of the Board are Kim Fasse, Dr. Paul Wortman, Calvin Bull, Carol Hoffman and John Marasco.

The Elkhorn Public Schools Board of Education meets monthly on the second Monday. As the elected governing body of the school district, the Elkhorn Board of Education is the liaison between the community and professional educators. Your input is welcome as the board prepares strategic plans, writes educationally sound policies and plans for district growth. The board continually assesses community priorities and invites the residents of the district to write, call, or appear before the board. If you would like to be on the school board agenda, call 289-2579 by the Thursday prior to the meeting day, or write: Superintendent, Elkhorn Public Schools, 502 Glenn Street, Elkhorn, NE 68022.

Elkhorn Public Schools Mission Statement

As a progressive, suburban school district, the Elkhorn Public Schools unites students, families and community in developing responsible, lifelong learners through educational excellence.



Educator of the Year

Dr. Dennis Flood, shown here reading to Westridge students, retired from Elkhorn Public Schools in June. Dr. Flood was Elkhorn's first and only Director of Student Services. He was named the Carl White Educator of the Year by the Elkhorn Public Schools Foundation this year.

Special Education "Child Find"

If you, as a resident of the Elkhorn Public Schools District, know of children you feel should be referred for special education services because of speech, language, hearing, visual, physical, or behavioral impairments, learning disabilities or problems in mental development, please contact the Office of Special Services at the Elkhorn Public Schools Administrative Building, 289-2579, ext. 7.

Public Notice:

To Former Students with Disabilities and Parents of Students with Disabilities, Elkhorn Public Schools, District 10, Douglas County, Nebraska.

Elkhorn Public Schools will destroy special education evaluation/individual education program (IEP) records beginning on August 1, 2002 - 2003. The records pertain to STUDENTS WHOSE LAST DATE OF ENROLLMENT IN SPECIAL EDUCATIONAL PROGRAMS WAS BEFORE JUNE 1, 1998. Parents and students may need special education records in the future for social security benefits or other purposes. If you have lost your copies or would like to obtain these records, please call 289-2579, ext.7, or write to Lee Frye, Elkhorn Public Schools, 502 Glenn St., Elkhorn, NE 68022-0439. These records are available through the month of July, 2003, to parents or students 18 years of age or older with proper identification.

NEBRASKA SEAT BELT LAW REMINDER!

All children up to age 6 riding in any motor vehicle must ride correctly secured in an appropriate child restraint system (safety seat or booster seat) that meets Federal Motor Vehicle Safety Standards. This change became effective in 2002, for all persons operating a motor vehicle within the State of Nebraska.



New Student Registration

Students new to the Elkhorn Public Schools are invited to register August 5-6, between 9:00 AM and 3:30 PM. Please call your school office on Monday, August 4 for an appointment. Phone numbers for buildings are:

Elkhorn High School	289-4239
Elkhorn Middle School	289-2428
Elkhorn Ridge Middle School	334-9302
Hillrise Elem. School	289-2602
Skyline Elem. School	289-3433
Spring Ridge Elem. School	637-0204
Westridge Elem. School	289-2559

Students must have a birth certificate and an up-to-date immunization record to enroll.

8



Elkhorn Public Schools District

The Elkhorn Public Schools publishes the **HIGHLIGHTS** for the sole purpose of informing district residents of the programs, procedures, and progress of the school district. Questions or comments should be addressed to:

Superintendent Roger Breed,
502 Glenn Street, Elkhorn, NE 68022,
(402) 289-2579.

Postal Patron

NON-PROFIT ORG.
US POSTAGE
PAID
PERMIT NO 8
ELKHORN, NE
68022